



COMMUNITY SAFETY & CRIME PREVENTION PLAN

2014 - 2018

CONTENTS



Table of Contents

Executive summary	3	Implementation, monitoring and evaluation.....	17
City of Canada Bay's commitment to Community Safety and Crime Prevention	4	Action Plan.....	18
What is Crime Prevention?.....	6	Link to FuturesPlan20	18
Developing a Community Safety and Crime Prevention Plan for the City of Canada Bay	8	Priority 1: Reducing the incidence of identity fraud	19
Review of relevant policies	9	Priority 2: Reduce incidence of theft from retail stores	22
Community profile	11	Priority 3: Actively pursue Crime Prevention Through Environmental Design (CPTED).	25
Occupation and Employment	11	Priority 4: Continue to contribute to and support the Liquor Licensing Accord.	27
English Proficiency.....	11	Priority 5: Further reduce the incidence of steal from motor vehicle.	29
Change in household types.....	12	Priority 6: Further reduce the level of visible graffiti across the City of Canada Bay.	31
Housing Tenure	12	Priority 7: Combat community fears about crime through effective communication.....	34
Crime profile	13		
Crime Trends over five year period	13		
Increases in crime.....	14		
Identity Fraud.....	14		
Steal from Retail	14		
Comparison with other Areas	15		
Comparison: City of Canada Bay and NSW	15		
Liquor Offences.....	15		
Community Consultation	16		
Key Crime Prevention priorities	17		



Executive Summary

The City of Canada Bay Local Government Area (LGA) is approximately 20 square kilometres and is home to more than 82,798 people. The City of Canada Bay includes a number of thriving retail and commercial precincts, sporting and leisure facilities and expanding residential neighbourhoods. Despite the size, volume of traffic through the LGA and the significant population, key crimes have fallen in recent years and remain low.

The City of Canada Bay is determined to continue working at making the area even safer. Despite the falls in reported crime, there is further room for improvement. As the population grows, businesses expand and more visitors are attracted to the area, it is likely that opportunities for crime will increase. Maintaining and preserving the safety of the LGA is a key goal for the City of Canada Bay. To help maintain a focus on crime prevention, the City of Canada Bay has identified the following priorities:

- Reduce incidence of identity fraud;
- Reduce incidence of theft from retail stores;
- Crime Prevention Through Environmental Design (CPTED);
- Continue to contribute and support the Liquor Licensing Accord;
- Further reduce the incidence of stealing from motor vehicle;
- Further reduce the level of visible graffiti across the City of Canada Bay; and
- Combat community fears about crime through effective communication.

To address these priority areas, the City of Canada Bay will:

- Continue to work cooperatively with Burwood Council and the Burwood Local Area
- Command (NSW Police Force) to ensure limited resources are pooled and regular communication is maintained;
- Contribute to and support the Burwood/Canada Bay Liquor Licensing Accord;
- Continue the successful rapid graffiti removal program;
- Consolidate the process of referral of development applications (DAs) to Burwood Local Area Command to ensure that the DA's are reviewed for crime risks;
- Engage local businesses and residents to assist in regular community safety audits in key locations across the LGA;
- Develop a media campaign to encourage reporting of crime and to provide instruction on how all community members can prevent crime; and
- Actively pursue CPTED initiatives through the DA planning process.

The City of Canada Bay will assume a lead role in working with neighbouring councils (especially Burwood Council), NSW Police, State government agencies, Commonwealth agencies, local businesses, residents and community groups to prevent and reduce crime. Through this collaborative approach, the City of Canada Bay seeks to deliver a safe and secure LGA into the future.



City of Canada Bay's commitment to Community Safety and Crime Prevention

A key objective of City of Canada Bay is to prevent the occurrence of crime. Crime that impacts on the residents, visitors and businesses in the Canada Bay LGA is unacceptable. The harm, costs and pain caused by crime has many negative consequences for people living in or visiting the area.

The City of Canada Bay developed a Community Safety and Crime Prevention Plan 2009 – 2012. As an outcome of this Plan numerous steps were undertaken to promote community safety and prevent crime. These measures have included:

- Introduction of a rapid graffiti removal system that has included the establishment of a graffiti hotline (99116444), rapid removal of graffiti from Council buildings and high profile public spaces, with a 50:50 cost sharing approach to removal from private premises;
- Street beautification programs, including upgrades to the Concord, Five Dock and Drummoynne retail precincts;
- Improved lighting in areas like the Rhodes and North Strathfield Train Stations;
- Installation of gates and traffic calming measures to deter inappropriate motor vehicle use in parks and foreshore areas;
- Distribution of educational material to raise community awareness in relation to property theft and steal from motor vehicle, including Rego Plate Lock events;
- Provision of a range of community services including youth activities, parenting programs, child care and supported play groups; and

- Deployment of rangers to monitor car parking and anti-social behaviour across the LGA.

Many of these activities and services frequently go unnoticed. Successful crime prevention requires a balanced approach to the social needs of the community, the physical environment and the enforcement of the law.

The City of Canada Bay is committed to continuing these activities and will:

- Continue to work cooperatively with other Inner West Council's, in particular Burwood Council, and the Burwood Local Area Command (NSW Police Force) to ensure the limited resources are maximised and regular communication is maintained;
- Continue to contribute to and support the Liquor Licensing Accord;
- Continue the successful rapid graffiti removal procedures;
- Consolidate the process of referral of development applications (DAs) to Burwood Local Area Command to ensure that the DA's are reviewed for crime risks;
- Engage local businesses and residents to assist in regular community safety audits in key locations across the LGA;
- Develop a promotional campaign to encourage reporting of crime and to provide instruction on how all community members can prevent crime; and
- Actively pursue Crime Prevention Through Environmental Design (CPTED) initiatives through the DA planning process.



Working together

Preventing crime is everyone's responsibility. Safe places are created by residents, businesses and governments working together. Local government clearly does not have a policing role. It can, however, develop partnerships to achieve design goals, social outcomes and positive communication between all parties.

To coordinate these crime prevention activities the diagram below depicts relationships between the key stakeholders.

The City of Canada Bay Council will continue to work closely with the neighbouring Council's, in particular Burwood Council. Burwood Council and the City of Canada Bay share common boundaries and a commitment to the enhancement of community safety and the prevention of crime. Burwood Council and the City of Canada Bay have combined forces to tackle shared crime issues as well as implement strategies that reflect the needs of the individual areas.

By sharing knowledge, pooling resources and recognising that crime does not conform to arbitrary boundaries, Burwood Council and the City of Canada Bay Council have developed separate joint initiatives, contained in their respective Community Safety and Crime Prevention Plans.

Through this collaborative approach, both Councils' will achieve better outcomes.

The City of Canada Bay has a strong commitment to working in partnership with local key stakeholders. By taking a whole of community approach involving local businesses, residents, State and Federal government partners (especially Burwood Local Area Command - NSW Police Force) Council believes far greater, and sustainable outcomes will be achieved for our community.

This Plan is a shared responsibility. Council will take a lead role, however, its' success is dependent upon partnerships with Burwood Local Area Command; resident groups; local businesses and service providers; schools: and community groups.





What is Crime Prevention?

Crime can have devastating consequences on individuals and communities. Local government has a critical role in fostering community safety and facilitating crime prevention. Through the close relationship with residents, businesses and communities, Council acquires considerable understanding of local issues and concerns. Through this knowledge and the relationship with other key agencies such as the NSW Police, local government can actively work to maintain a high level of community safety and crime prevention.

Understanding the causes of crime is critical to its prevention. Some common causes include:

- Risk factors – particular factors have been linked to a greater likelihood of offending behaviour. Erratic and inconsistent parenting, childhood neglect, poor school attendance and achievement, alcohol and other drug abuse and offending peers are some of the more common risk factors that are associated with greater involvement in crime in some people.
- Opportunities – changing lifestyles in the community have increased opportunities for offending. Family homes and motor vehicles left unattended for long periods during the day and portable technologies like mobile phones, increase opportunities for crime to occur. These changes in the way we live has been linked to increased crime in recent decades.
- Survival – some crimes are committed for survival. The stealing and sale of items to generate an income might be one way (albeit an illegal way) of surviving. Gambling debts and alcohol and other drug dependence might be circumstances that push some people to resort to crime to fund their habits.

- Excitement and enjoyment – there will be crimes that are committed that appear to have little logic basis. Graffiti and the malicious damage of property might be such crimes. The motivation for these crimes could be associated with excitement, enjoyment, the thrill or the rush associated with these activities.
- Power and status – offences like assault (including domestic assault) might be caused by the need for power or to maintain status. Alcohol (and other drugs) can also play a role in these offences.

Ultimately, each offender will have different motivations influenced both by their past and the particular situation they are in.





Efforts to prevent crime should tackle (where possible) the many different types of crime and the different reasons for engaging in crime. It is also important to respond to the unique needs and issues of each area. Types of crime prevention are often categorised in the following way:

- Developmental crime prevention (early intervention) – we now know that experiences early in life can have long-term consequences, including increasing the likelihood of becoming involved in crime. By improving the quality of child care, increasing support to parents and families experiencing difficulties and through good education, involvement in crime can be prevented in the future.
- Social crime prevention – building strong neighbourhoods and communities can help to prevent crime. Neighbourhoods where people know each other and communities that have a shared commitment to maintaining the physical environment are less likely to experience crime. People in these neighbourhoods keep an eye out for each other and are more willing to intervene in behaviours that could lead to crimes.
- Situational crime prevention – we regularly take precautions to prevent crime. Locking house and car doors, placing valuables in safe places and lighting the outside of homes are just some simple measures to reduce the opportunities for crime. More sophisticated situational measures can include the design of buildings to increase opportunities for surveillance, the design of streets and parks to reduce places for offenders to hide and through the installation of fences to limit access to particular locations. By increasing the risks of detection, increasing the

effort required in committing an offence and reducing the rewards associated with offending, crime can be prevented. Principles of Crime Prevention Through Environmental Design (CPTED) have been identified as a priority area of this Plan.

- Criminal justice crime prevention – the criminal justice system has an important but limited role in the prevention of crime. Police, courts and prisons have been shown to have a limited overall impact on crime. If the opportunities continue to exist for highly motivated offenders, then the criminal justice system will always only play a small role in stopping crime.

Where possible, it is best to have a mixture of strategies reflecting each of these forms of prevention. It is in combination that the greatest crime prevention results are achieved.





Developing a Community Safety and Crime Prevention Plan for the City of Canada Bay

In NSW, the development of crime prevention plans is guided by the Children (Protection and Parental Responsibility) Act 1997 and the NSW Attorney General's Crime Prevention Division's Crime Prevention Resource Manual.

The following steps were followed in the preparation of this Plan:

1. Review of relevant policies, existing strategies and their implementation;
2. Research and analysis of demographic data, in particular ABS and crime data;
3. Consultation to gather community feedback through surveys, focus groups and workshops; and
4. Identification of Key Crime Prevention Priorities.

This Plan shares responsibility for action and Council will work collaboratively with the local community to implement the Plan. Key stakeholders include police from the Burwood Local Area Command, Burwood Council, local service providers, businesses, schools, community groups and residents.

It will be Council's responsibility to monitor the implementation of this Plan. Strategies from the Plan will be incorporated into Council's Delivery Plan and reported upon quarterly.

Review of relevant policies

Community Safety and Crime Prevention is one of the many roles of local government. Ensuring that it fits with other responsibilities and policies, including the Road Safety Strategic Plan and Emergency Plans, for example, will help to maximise the chances of success. This systemic approach recognises that other Plans will both interrelate and interdepend with the Community Safety and Crime Prevention Plan. In the case of the City of Canada Bay Community Safety and Crime Prevention Plan, specific consideration has been given to the following Plans.

Local



FuturesPlan20 is a 20 year Community strategic Plan that has been developed to take local action to ensure the City of Canada Bay and its people can respond in a positive and constructive way to the challenges ahead. One of the directions within the vision is to support projects and programs that address crime and safety and contribute to a safe community (Theme 2: Sustainable Spaces and Places).

State



Sydney's Regional Plan is an informative tool developed by Regional Development Australia (2012). It provides important perspectives on the economic, environmental and social status of Sydney's Regions. The Regional Plan is unique in that it captures an overview of a wide range of issues within the 'whole of Sydney'. The Regional plan includes;

- Economic, environmental and social vision for the region;
- Articulation of key drivers of change;
- Identification of strengths, weaknesses and opportunities; and
- Priorities for action.



NSW 2021 is a ten year plan to rebuild the economy, return quality services, renovate infrastructure, restore accountability to government and strengthen our local environment and communities.

The Plan aims to;

- Prevent and reduce the level of crime;
- Prevent and reduce the level of re-offending;
- Improve community confidence in the justice system; and
- Increase opportunities for people to look after their own neighbourhoods and environments.



Destination 2036: a path together.

Destination 2036 was developed by the NSW Government Division of Local Government, in partnership with the Shires Association of NSW and Local Government Managers Association (2012). This Plan recognises the dramatic changes that will occur in the next 10, 20 and 25 years in relation to our population, technologies and economy. Destination 2036 provides a process and a forum for local government to explore these issues and to consider and develop structures and approaches to

local government in NSW that will allow the sector to meet the needs and expectations of our communities of the future.

National

The National Crime Prevention Framework has been developed by the Australian Institute of Crime as a resource which outlines the most effective approaches to the prevention of crime. It also describes a range of possible roles and functions for all levels of government for the effective delivery of crime prevention activity in Australia.

Community profile

Understanding key aspects of the LGA is an important background to any understanding of crime. Some significant characteristics that emerge from a basic socio-demographic profile are included below.

Occupation and Employment

Occupation of employment, 2011



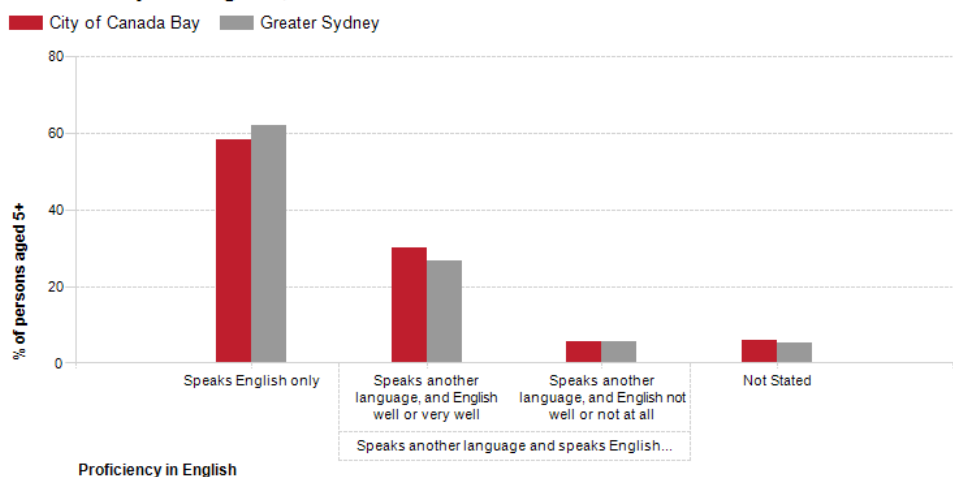
Source: Australian Bureau of Statistics, Census of Population and Housing, 2011 (Usual residence data)
Compiled and presented in profile.id by .id, the population experts.



Occupation is a key measure for evaluating socio-economic status and there are more professionals in the City of Canada Bay than any other occupation. This percentage of the population continues to rise. Only 4% of the population are unemployed.

English Proficiency

Proficiency in English, 2011



Source: Australian Bureau of Statistics, Census of Population and Housing, 2011 (Usual residence data)
Compiled and presented in profile.id by .id, the population experts.

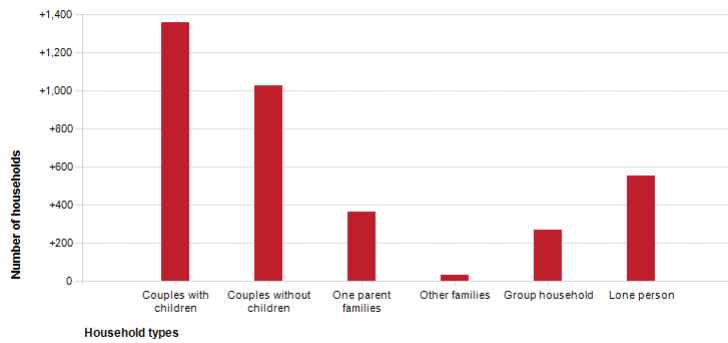


Although around 40% of residents were born overseas, and many speak a second language, most residents report a high level of proficiency in English.

Change in household types

Change in household types, 2006 to 2011

City of Canada Bay



Source: Australian Bureau of Statistics, Census of Population and Housing, 2006 and 2011 (Enumerated data)
Compiled and presented in profile.id by .id, the population experts.

.id
the population experts

The highest growing household type is couples with children, confirming that the City of Canada Bay is a community that is welcoming for families.

Housing Tenure

Housing tenure, 2011

■ City of Canada Bay ■ Greater Sydney



Source: Australian Bureau of Statistics, Census of Population and Housing, 2011 (Enumerated data)
Compiled and presented in profile.id by .id, the population experts.

.id
the population experts

The City of Canada Bay has a high rate of privately owned houses. Less than 3% of the population live in social housing.

The projected population growth of the City of Canada Bay is significant with ongoing development. This increase will result in more houses, motor vehicles and household goods, thus potentially increasing the risk of motor vehicle theft and break, enter and steal. However, the community profile of the City projects a high standard of living that is reflected in the Crime profile found in the following pages.

Crime profile

Gaining a comprehensive understanding of crime in the area is central to the development of this Community Safety and Crime Prevention Plan. This crime profile has been compiled to provide the basis for identifying the key crime problems in the City of Canada Bay LGA. The crime profile provides an analysis of recorded crime for offences in the City of Canada Bay LGA. Information for the profile has been drawn from official recorded crime statistics from the NSW Bureau of Crime Statistics and Research (BOCSAR) and Council statistics. The crime profile represents an overview of current crime data and trends.

Crime Trends over five year period

Despite significant population growth, BOCSAR statistics show that crime overall in the City of Canada Bay has been dropping consistently over the past few years. City of Canada Bay is statistically a low crime area. The analysis of crime data suggests the rates of incidents for most of the major crime categories have remained steady or have been decreasing over the five year period from April 2008 to March 2013.

The graph below illustrates the trends of selected offences within the Canada Bay area. According to current data (BOCSAR April 2008 to March 2013), crime rates have decreased in many categories over the past 5 years such as:

- Assault (non-domestic violence) has decreased by 11.1 % per year; and
- Motor vehicle theft has decreased by 7.1% per year.

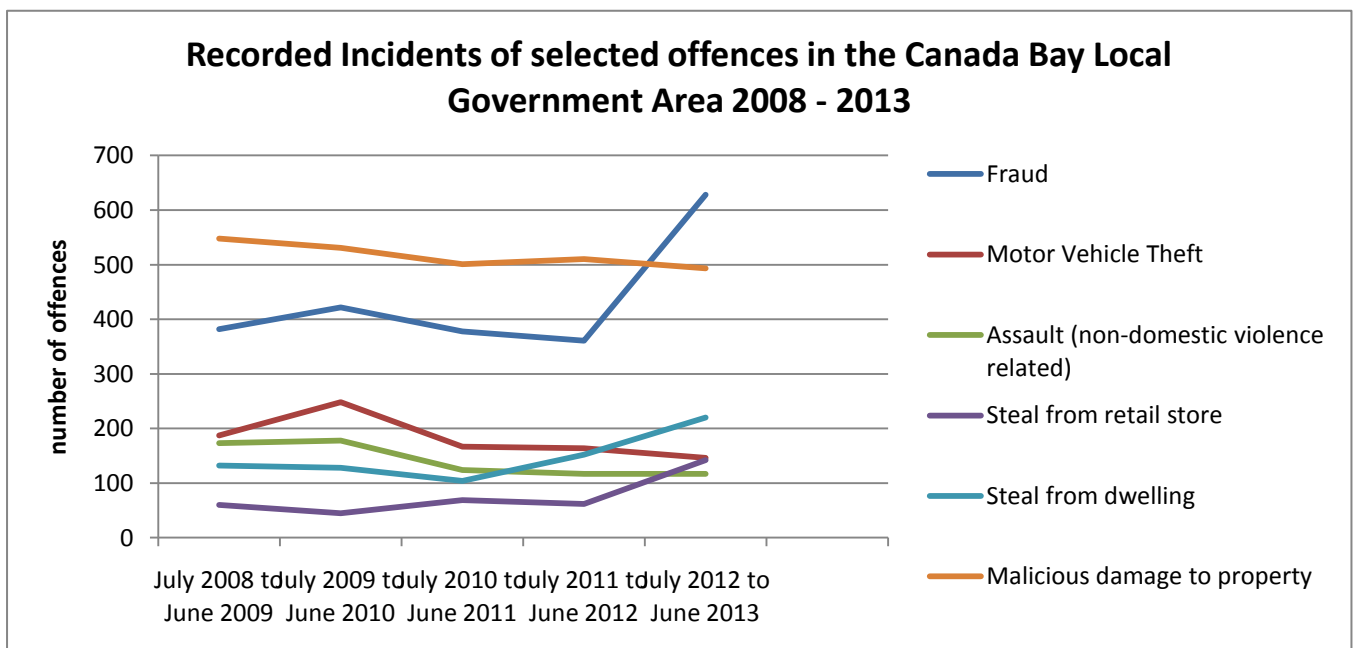
Measures taken by the City of Canada Bay to ensure that motor vehicle theft trends continue to decrease will remain a priority in this Plan.

Crime that has remained stable over the past five years includes assault (domestic violence related), break & enter non – dwelling, steal from person, and malicious damage to property.

Crime that has increased over this period includes the following;

- Steal from retail store has increased by 21.2 % per year;
- Steal from dwelling has increased by 12.3 % per year; and
- Fraud has increased by 13% per year.

The priorities of this Plan will reflect the increase in crime in these areas.



Increases in crime

The table below gives a more detailed perspective on crimes that have increased significantly in the area, over the last 5 years, listing the number of events in each category.

Year	Number of incidents		
	Fraud	Steal from dwelling	Steal from Retail
2009	415	135	45
2010	176	114	63
2011	361	109	65
2012	493	179	114
2013	595	217	106

www.BOCSAR.nsw.gov.au 2

Identity Fraud

The significant increase in fraud and steal from dwelling reflects the increased numbers of mailbox theft incidents in the area. These incidents are reported under the category of, 'steal from dwelling', and can result in identity theft.

The Registry of Births, Deaths and Marriages defines identity theft as 'The fraudulent practice of using another person's name or personal information usually for financial gain'. Identity theft is reported as Australia's fastest growing crime, costing Australians up to \$4 billion a year. An identity can be stolen in a variety of ways including card skimming, searching through bins for personal information, using information disclosed on social networking sites and mailbox theft. (source: Registry of Births Deaths and Marriages, www.bdm.nsw.gov.au)

The City of Canada Bay is home to many high density dwellings providing opportunities for perpetrators to access many mailboxes in a short period of time. Generally victims do not realise that their mail has been stolen until money is withdrawn from their accounts, or purchases are made on their credit cards.

There are many simple ways for residents to protect themselves from identity fraud. Providing information for residents about how to do this will form part of this Plan's action items.

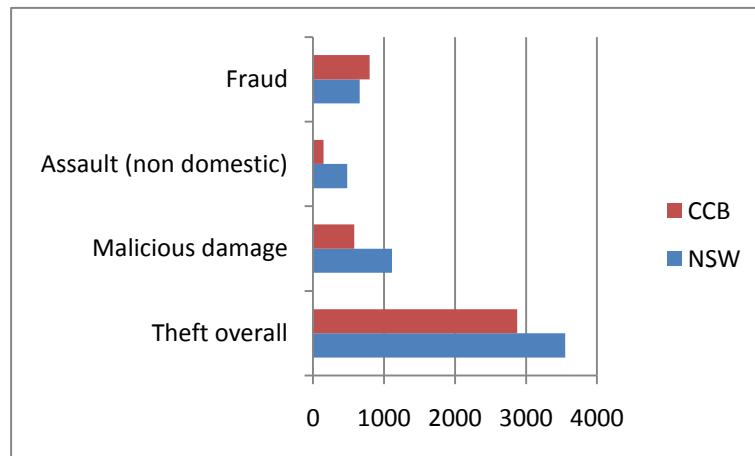
Steal from Retail

The increase in retail theft in the area is a cause of concern for local retailers and is an identified priority of Council's Community Safety and Crime Prevention Plan. During the process of developing this Plan Council met with local business representatives and Burwood LAC. A number of strategies were discussed to counter this trend and these have been placed in the Plan's Action.

Comparison with other Areas

The City of Canada Bay is consistently reported in the BOCSAR statistics as being a low crime area. The table below illustrates where the City's crime rate is placed compared to the rest of NSW, for certain offences. However, the one area where City of Canada Bay is higher than the NSW average is in the area of fraud. This is reflected in the graph below and as a result is one of the Plan's priority areas.

Comparison: City of Canada Bay and NSW



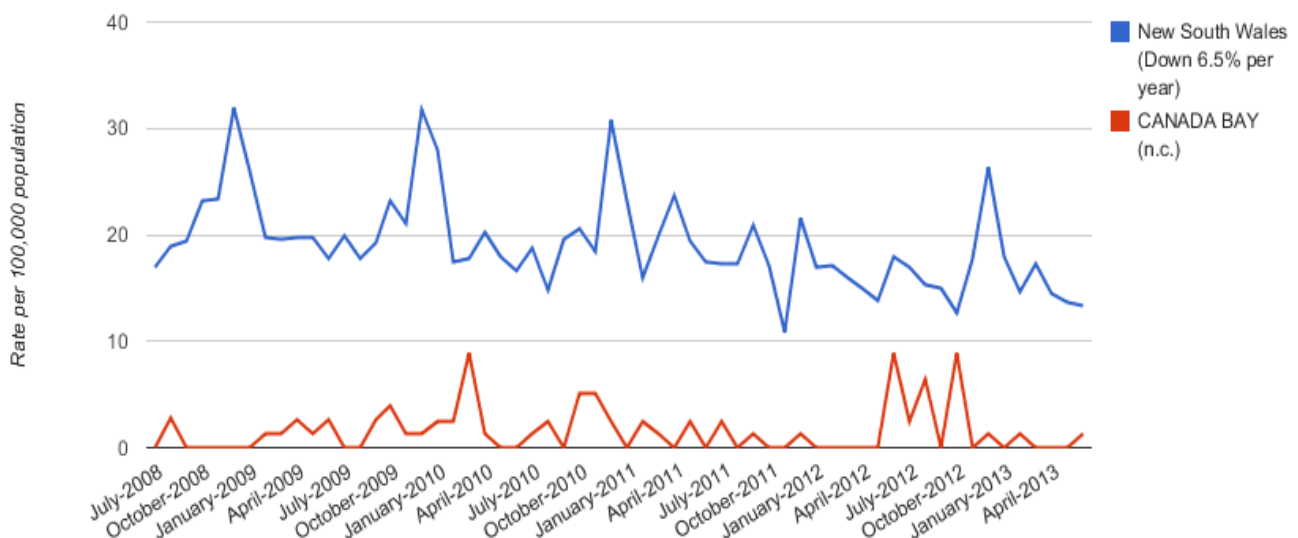
www.BOC SAR.nsw.gov.au

Liquor Offences

The City of Canada Bay is fortunate to experience a low level of alcohol related crime, as indicated in the graph below.

To ensure that this trend continues the City is committed to its continuing support of the Liquor Licensing Accord.

Incidents of Liquor offences in Canada Bay Local Government Area, from July-2008 to June-2013



Community Consultation

For most people Community Safety did not mean crime.
78% equated safety with road and footpath conditions

Despite low levels of crime in the City, residents are concerned about safety.
29.7% Extremely concerned
19.8% Very concerned
33.7% Moderately concerned

Most residents surveyed were primarily concerned about:
62.4% Break & Enter, steal from home
Other areas of concern:
10.9% Malicious damage (including graffiti)
8.9% Steal from Motor Vehicle

What would make people feel safer?
73.3% Organised activities in public spaces
65.4% Access control - physical & symbolic barriers, landscaping & features
26.7% upkeep and maintenance of parks (including lighting)

Council conducted a Forum in March 2013 inviting the local community to provide their feedback on the plan. The Forum was attended by 12 people from a range of backgrounds.

A community safety survey was also undertaken online and face to face with up to 150 people who live, work or visit the City of Canada Bay LGA. A series of questions were posed about personal experiences of crime, perceptions of crime and areas that are regarded as safe or unsafe.

From these results a number of issues have been raised.

Community concern or perception around crime in the area does not reflect the actual crime rate.

Communication with residents around Situational Prevention Methods (SPM) may be beneficial. SPM have been shown to be the most effective strategy in local crime prevention – they aim to reduce criminal opportunity and increase risk to the offender.

Those surveyed would most likely be supportive of Crime Prevention Through Environmental Design (CPTED) strategies. This includes the use of physical barriers as well as mobile CCTV cameras to monitor crime hotspots.

Whilst not defined as Community Safety or Crime Prevention, 78% of people identify Community Safety as relating to safety conditions of roads and footpaths. These concerns are being address through Council's Pedestrian Access and Mobility Plan (PAMP) that identifies priorities for footpath and pedestrian safety.

In January 2014 a workshop was held to discuss priorities and possible partnerships between business, residents groups, police and Council. From this workshop actions were developed to respond to the research and feedback as part of the community consultation.



Key Crime Prevention priorities

A number of priorities have been identified reflecting trends highlighted by the local crime data and community consultation feedback. The priorities identified reflect the very low percentages of crime in our area; however Council is committed to working to ensure that these are even further reduced.

The focus will be to:

1. Reduce the incidence of identity fraud.
2. Reduce the incidence of theft from retail stores; and
3. Actively pursue Crime Prevention Through Environmental Design (CPTED), especially given the high level of growth that the City of Canada Bay (CCB) is currently and will continue to undergo over the next 10 years.

City of Canada Bay will also:

4. Continue to contribute to and support the Liquor Licensing Accord;
5. Implement strategies to further reduce incidence of Steal from Motor Vehicle;
6. Continue the Graffiti Removal Project to further reduce the level of visible graffiti across the City of Canada Bay; and
7. Combat community fears around crime through effective communication.

Implementation, monitoring and evaluation

The implementation of this plan will be resourced and reported on quarterly through Council's integrated planning and reporting framework.



Action Plan

The action plan is broken down into the 7 priority areas identified in this plan.

The focus of crime prevention will be to:

1. Reduce the incidence of identity fraud;
2. Reduce the incidence of theft from retail stores; and
3. Actively pursue Crime Prevention Through Environmental Design (CPTED)

City of Canada Bay will also:

4. Continue to contribute to and support the Liquor Licensing Accord;
5. Further reduce incidence of steal from motor vehicle;
6. Further reduce the level of visible graffiti across the City of Canada Bay; and
7. Combat community fears around crime through effective communication.

[Link to FuturesPlan20](#)

This Plan is linked to FuturesPlan20 through:

Theme 2: Sustainable Spaces and Places.

Our Goal: I feel safe and comfortable using Community Spaces.

Our Direction: We will support projects and programs that address crime and safety and contribute to a safe community.

Priority 1: Reducing the incidence of identity fraud

Approach: Reduce the impact of identity fraud by providing preventative information to the community.

Rationale: Identity fraud has increased significantly over the last 5 years in the LGA. This is reflected in the increased incidence of fraud and 'steal from dwelling', a category which includes mailbox theft. According to Australian Federal Police, identity fraud is the fastest-growing crime in Australia, costing the country up to \$4 billion a year. (source: Registry of Births Deaths and Marriages, www.bdm.nsw.gov.au)

Objective: To raise community awareness of identity fraud issues, promote strategies to avoid becoming a victim and to find solutions through applying CPTED principles in partnership with planners, residents and the Burwood LAC.

Lead Agency and Partners: Council, residents groups and Burwood LAC

Expected Outcomes:

- Reduced number of Break and Enter Offences and increased successful prosecution;
- Reduced incidence of identity fraud; and
- Improved community knowledge around identity fraud.

ACTION	AGENCIES RESPONSIBLE	PERFORMANCE MEASURES	PRIORITY 1. 2014 -2016 2. 2016-2018	RESOURCING 1. Existing 2. Additional 3. Grant Funding 4. Partnership	MILESTONES
Incorporate letterbox location and design in section 6.3.6, Safety and Security of the City of Canada Bay DCP	Planning (Council)	Burwood LAC report fewer incidents of identity fraud in new buildings required to incorporate letterbox location and design, in comparison with similar building types	2	1	Changes in DCP complete Comparisons between buildings documented Cross reference to Priority 3
Develop a strategy to promote crime prevention activities particularly: - tips to prevent steal from dwelling, and - information about the issue of identity fraud.	Corporate Strategy (Council), Communication and Public Relations (Council) with Burwood LAC and residents groups	Crime prevention content in: - Bayside Brief - Rates notices - Police newsletter - Council social media - Council's on-hold message Crime prevention material distributed at appropriate Council events Reduced steal from dwelling incidents across the LGA	1	1 and 4	Promotional strategy developed Cross reference to Priorities 4, 5, 6 and 7
Advocate to local banks and Australia Post to improve processes in relation to delivery of mail most conducive to identity theft	Corporate Strategy (Council), residents, Burwood LAC	Contact made with Banks and Australia Post	1	1	Contact made with Australia Post and major banks regarding strategies to reduce identity fraud
Design and conduct an awareness campaign in partnership with residents groups to educate and inform residents about the risk of identity theft	Residents groups	Fewer reports of identity fraud across the LGA	1	1	Partnership formed between residents groups and relevant stratas Strategies for awareness raising developed

ACTION	AGENCIES RESPONSIBLE	PERFORMANCE MEASURES	PRIORITY 1. 2014 -2016 2. 2016-2018	RESOURCING 1. Existing 2. Additional 3. Grant Funding 4. Partnership	MILESTONES
Prepare mail theft fact sheet to be distributed to strata managers and building executives via email	Burwood LAC and Corporate Strategy (Council)	Strata Managers are made aware of issues relating to identity fraud	1	1	Fact sheet developed by Burwood LAC Fact sheet distributed by Council via email
Advocate to the Department of Police and Justice (DPJ) to provide effective mailbox locks for identified areas at high risk of mailbox theft.	Corporate Strategy (Council), Burwood LAC	Funding opportunities pursued	1	3	High risk areas identified Funding applications made

Priority 2: Reduce the incidence of theft from retail stores

Approach: To work with local business to reduce the incidence of theft from retail stores and reduce the impact of theft on businesses.

Rationale: There has been a 21.2% increase in steal from retail store in the past 5 year period in the LGA and the Australian Retailers Association has suggested that the annual cost of shoplifting to the Australian retail industry is estimated to be in the billions (Binnie 2008).

Objective: Raise awareness within the business community on how best to avoid retail theft.

Lead Agency and Partners: Retail groups, Burwood LAC, Birkenhead Point Management, Rhodes Shopping Centre Management

Expected Outcomes:

- Joint initiatives developed between Burwood LAC and Retail groups;
- Decrease in retail theft; and
- Increase in awareness by Retailers of CPTED principles.

ACTION	AGENCIES RESPONSIBLE	PERFORMANCE MEASURES	PRIORITY 1. 2014 -2016 2. 2016-2018	RESOURCING 1. Existing 2. Additional 3. Grant Funding 4. Partnership	MILESTONES
Develop an audit program for retailers including CPTED principles	Burwood LAC, Centre Managers (Rhodes and Birkenhead Point)	Decrease in losses over 12 month period Expenditure of CPTED measured	1	4	Proactive retailers identified Audit program developed and trialled
Provide workshops provided to retailers regarding loss prevention	Burwood LAC, Centre Managers (Rhodes and Birkenhead Point)	Decrease in number of times retailers are victims of theft Increase in money spent on fit-out changes. Funding opportunities pursued for workshops aimed at stand-alone retailers	2	4, 3	Burwood LAC and retailers meet to develop workshops. Workshops conducted at Birkenhead Point shopping Centre (retailer responsibility), Rhodes Shopping Centre (retailer responsibility) and stand-alone retailers (Council). Funding application made to the Department of Police and Justice (DPJ) for resources relating to stand-alone retailers.
Develop a poster using a generic template developed for back room office/store room space to remind staff of deterrent strategies relating to retail theft	Centre Managers (Rhodes and Birkenhead) and Burwood LAC	Percentage of retailers that display poster	1	4	Burwood LAC and retailers meet to develop template Development of template Distribution of posters
Continue to use mobile CCTV cameras in recognised crime hotspots	Burwood LAC, City Services (Council)	Decrease in incidence of retail theft	1	1	Hotspots identified Cross reference to priority 3 and 6

ACTION	AGENCIES RESPONSIBLE	PERFORMANCE MEASURES	PRIORITY 1. 2014 -2016 2. 2016-2018	RESOURCING 1. Existing 2. Additional 3. Grant Funding 4. Partnership	MILESTONES
Continued advocacy to other spheres of government for funding to provide more mobile CCTV cameras for crime hotspots	Corporate Strategy (Council)	Funding opportunities developed	1	3	Funding applications made Cross reference to priority 3 and 6

Priority 3: Actively pursue Crime Prevention Through Environmental Design (CPTED).

Project: To adapt Council's Development Control Plan (DCP) to include CPTED principles aimed directly at letterbox location and design and conduct safety audits of identified public spaces in partnership with Council Officers, Resident groups and Burwood LAC.

Rationale: Conducting safety audits provides a means of identifying factors contributing to crime in particular areas and implementing appropriate treatments of these areas. Routinely conducting safety audits in identified areas across LGA and recommending treatments will minimise crime through environmental modification associated with CPTED principles. By increasing activity, improving amenity, enhancing lighting and activating guardianship in these areas, crime risks and community fear will be reduced.

Objective: To utilise CPTED principles to reduce crime and increase perceptions of safety in the LGA.

Lead Agency and Partners: Council with Burwood LAC and Resident groups.

Expected Outcomes:

- The physical design of new housing and other developments with significant public access/use will minimise crime risks.
- A joint assessment (Council and Burwood LAC) of relevant DAs will help to minimise future crime in the area through treatment of identified crime risks.
- Safety audits completed of identified public spaces.

ACTION	AGENCIES RESPONSIBLE	PERFORMANCE MEASURES	PRIORITY 1. 2014 -2016 2. 2016-2018	RESOURCING 1. Existing 2. Additional 3. Grant Funding 4. Partnership	MILESTONES
Incorporate letterbox location and design in section 6.3.6, Safety and Security of the City of Canada Bay DCP	Statutory Planning (Council)	Fewer reports of identity fraud in new buildings required to incorporate letterbox location and design, in comparison with similar building types	1	1	Changes in DCP complete Comparisons between buildings documented Cross reference to Priority 1
Send a list of DA's to Burwood LAC for comment	Statutory Planning (Council), Burwood LAC	Burwood LAC receive a list of DA's weekly	1	1	Changes to DA process implemented Cross reference to Priority 4
Undertake CPTED audits of public places and facilities across the LGA to identify and address crime risks according to priority, for example: - Cabarita Park - Breakfast Point - Bayview Park - Five Dock Park	Burwood LAC, Residents groups, Place Management (Council) and Corporate Strategy (Council)	Actions items developed for each prioritised area	1 & 2	1	Priority developed CPTED audits undertaken
Continue to use mobile CCTV cameras in recognised crime hotspots	Burwood LAC, City Services (Council)	Decrease in incidence of retail theft, malicious damage and illegal dumping	1	1	Hotspots identified Cross reference to priority 2 and 6
Continue to advocate to other spheres of government for funding to provide more mobile CCTV cameras for crime hotspots	Corporate Strategy (Council)	Funding opportunities developed	1	3	Funding applications made Cross reference to priority 2 and 6

Priority 4: Continue to contribute to and support the Liquor Licensing Accord.

Approach: Maintain low level of incidences of alcohol related crimes and anti-social behaviour in and around licensed premises in the City of Canada Bay.

Rationale: Alcohol related crime is very low within the City of Canada Bay LGA. However, Council is committed to ensuring these rates continue and research suggests that good management of licensed premises can prevent alcohol related assaults.

Objective: Maintenance of the number of alcohol related assaults in and around licensed premises.

Lead Agency and Partners: Burwood/Canada Bay Liquor Accord, City of Canada Bay Council, Burwood Council, Burwood LAC, Office of Liquor Gaming and Racing.

Expected Outcomes:

- Regular Council participation in the Burwood/Canada Bay Liquor Accord meeting; and
- Maintenance of low number of alcohol related assaults in and around licensed premises.

ACTION	AGENCIES RESPONSIBLE	PERFORMANCE MEASURES	PRIORITY 1. 2014 -2016 2. 2016-2018	RESOURCING 1. Existing 2. Additional 3. Grant Funding 4. Partnership	MILESTONES
Develop promotional strategy to promote crime prevention activities related to alcohol related crime	Corporate Strategy (Council) Communication and Public Relations (Council), Burwood LAC	Crime prevention articles in: - Bayside Brief - Rates notices - Police newsletter - Council social media - Council's on-hold message	1	1 and 4	Promotional strategy developed Cross reference to Priorities 1, 5, 6 and 7
Continue to participate in the Burwood/Canada Bay Liquor Accord	Burwood LAC, Corporate Strategy (Council)	Low levels of alcohol related crime maintained.	1	1	Attendance at quarterly meetings
Continue to undertake CPTED safety audits and patrols of licensed premises	Burwood LAC	Continued monitoring by Burwood LAC of licensed premises compliance with legislative requirements for the responsible service of alcohol	1	1	Continuation
Send a weekly list of DA's to Burwood LAC for comment	Statutory Planning (Council) Burwood LAC	Police receive a list of DA's weekly to enable a review of any new licensed premises	1	1	Changes to DA process implemented Cross reference to Priority 3

Priority 5: Further reduce incidence of steal from motor vehicle.

Approach: Continue strategies and further reduce the incidence of theft from Motor Vehicle Offences.

Rationale: The City of Canada Bay region includes a large number of parks and quiet residential areas. Visible, unsecured valuables are of significant risk due to the low levels of natural surveillance of these parks. There has been a reduction of theft from Motor Vehicles in the past 5 years and awareness raising strategies need to continue to ensure this improvement continues.

Objective: Continue to raise community awareness of motor vehicle security.

Lead Agency and Partners: Council in consultation with Burwood LAC.

Expected Outcomes:

- Further reduction in steal from motor vehicle offences; and
- Increased community awareness of motor vehicle security.

ACTION	RESPONSIBLE AGENCIES	PERFORMANCE MEASURES	PRIORITY 1. 2014 -2016 2. 2016-2018	RESOURCING 1. Existing 2. Additional 3. Grant Funding 4. Partnership	MILESTONES
Develop a promotional strategy to encourage crime prevention activities, including highlighting the dangers of leaving valuables in cars	Corporate Strategy (Council) Communications and Public Relations (Council), Burwood LAC	Crime prevention articles in: - Bayside Brief - Rates notices - Police newsletter - Council social media - Council's on-hold message Reduction in steal from motor vehicle offences Increased community awareness/understanding of prevention techniques associated with steal from motor vehicle	1	1 and 4	Promotional strategy developed Cross reference to Priorities 1, 4, 6 and 7

Priority 6: Further reduce the level of visible graffiti across the City of Canada Bay.

Approach: Reduce the level of visible graffiti across the City of Canada Bay, thereby enhancing public amenity and perceptions of community safety.

Rationale: Graffiti has a direct and immediate impact on the community, reducing the social amenity of public spaces, creating visual pollution and leading to increased fear for personal security. Although incidences of graffiti remain stable, introduction of a rapid graffiti removal system has resulted in 70% of graffiti being removed within 3 days. This strategy will continue.

Objective: Reduce incidents of Malicious Damage to Property by raising community awareness and continuing strategies to reduce damage occurring.

Lead Agency and Partners: Council with Burwood LAC.

Expected Outcomes:

- Incidence of graffiti minimised on public and private property;
- Reduction of the impact of graffiti on residents and business operators;
- Increase in quality of community life in relation to personal safety and security; and
- Reduction in the financial impact of response to graffiti.

ACTION	RESPONSIBLE AGENCIES	PERFORMANCE MEASURES	PRIORITY 1. 2014 -2016 2. 2016-2018	RESOURCING 1. Existing 2. Additional 3. Grant Funding 4. Partnership	MILESTONES
Develop promotional strategy to promote crime prevention activities, including reduction of graffiti	Corporate Strategy (Council), Communication and Public Relations (Council)	Regular crime prevention articles in: - Bayside Brief - Rates notices - Police newsletter - Council social media - Council's on-hold message	1	1 and 4	Promotional strategy developed Cross reference to Priorities 1, 4, 5 and 7
Monitor and respond to graffiti complaints received by Council	City Services (Council)	Reduction in complaints received by Council regarding graffiti Response rate to reports reduced Identification of graffiti 'hot spots'	2	1	Response rate for graffiti removal measured Graffiti incidents recorded in Council's electronic data management system
Continue intensive graffiti removal program on Council owned property	City Services (Council)	Successful completion of pilot period Evaluation of results available	2	1	Focus rapid removal on Five Dock park and comparison made with other Council owned sites
Provide school holiday and youth programs	Community Life and Library Services (Council)	Increased utilisation of Council activities/programs for young people Increased articles in Bayside Brief, and Council websites; youth related websites, school and club newsletters and in print on youth holiday activities	1	2	Contact made with schools, sporting and interest clubs, and youth services to provide and/or promote youth activities/programs during school holidays
Continue to use mobile CCTV cameras in recognised crime hotspots	Burwood LAC, City Services (Council)	Decrease in incidence malicious damage	1	1	Hotspots identified Cross reference to priority 2 and 3

ACTION	RESPONSIBLE AGENCIES	PERFORMANCE MEASURES	PRIORITY 1. 2014 -2016 2. 2016-2018	RESOURCING 1. Existing 2. Additional 3. Grant Funding 4. Partnership	MILESTONES
Continue to advocate to other spheres of government for funding to provide more mobile CCTV cameras for crime hotspots	Corporate Strategy (Council)	Funding opportunities developed	1	3	Funding applications made Cross reference to priority 2 and 3

Priority 7: Combat community fears about crime through effective communication.

Approach: Promote the City of Canada Bay as a safe community and highlight positive attributes, including low crime rates.

Rationale: Research shows that negative perceptions and fear have significant impacts on the way residents live their lives and the community feels unsafe as a result of reports in the media about crime in the area.

Objective: To inform the community about rates of crime based on official statistics, to educate the community about safety issues and practical ways to improve safety, and to communicate and promote the outcomes of crime prevention initiatives between Burwood LAC and Council.

Lead Agency and Partners: Council and Burwood LAC

Expected Outcomes:

- Improved perceptions of safety and reduced fear of crime

ACTION	RESPONSIBLE AGENCIES	PERFORMANCE MEASURES	PRIORITY 1.2014 -2016 2. 2016-2018	RESOURCING 1. Existing 2. Additional 3. Grant funding 4. Partnership	MILESTONES
Develop promotional strategy to promote crime prevention activities and promoting CCB as a safe community.	Communication and Public Relations (Council), Corporate Strategy (Council)	Regular crime prevention articles in: - Bayside Brief - Rates notices - Police newsletter - Council social media - Council's on-hold message Improved perceptions of safety/ reduced fear of crime as measured in an annual community survey	1	1 and 4	Promotional strategy developed Cross reference to Priorities 1, 4, 5 and 6
Develop and distribute educational material to residents detailing who to contact in relation to concerns about crime and community safety	Corporate Strategy (Council), Burwood LAC	Educational Material distributed	1	1	Educational material developed in consultation with Burwood Police High priority areas identified
Monitor and respond to graffiti complaints received by Council	City Services (Council)	Reduction in complaints received by Council regarding graffiti Response rate to reports reduced Identification of graffiti 'hot spots' Improved perceptions of safety/ reduced fear of crime as measured in an annual community survey	2	1	Response rate for graffiti removal measured Graffiti incidents recorded in Council's electronic data management system Cross reference to Priority 6
Work with community leaders to identify opportunities to address perceptions of crime	Corporate Strategy (Council), Residents groups	Community leaders engaged Opportunities identified	1 & 2	1	Strategies to address perceptions of crime developed
Research methods used by other Councils to address the	Corporate Strategy (Council)	Contact made with five Councils	1 & 2	1	Strategies to address use of public space developed

ACTION	RESPONSIBLE AGENCIES	PERFORMANCE MEASURES	PRIORITY 1. 2014 -2016 2. 2016-2018	RESOURCING 1. Existing 2. Additional 3. Grant funding 4. Partnership	MILESTONES
issues around use of public space and cultural difference					

