

ORDINARY COUNCIL MEETING


ATTACHMENTS BOOKLET - ITEM 11.4

Under Separate Cover

Tuesday, 21 April 2026

Table of Contents

11.4	Public Exhibition Delivery Program 2025-2029 and Operational Plan 2026-2027 (including Budget and Schedule of Fees and Charges)	
	Attachment 1 Draft Delivery Program 2025-2029 and Operational Plan 2026-2027	4
	Attachment 2 Draft Fees and Charges 2026-2027.....	116



Implementation Year 2

**Draft for
public
exhibition**

DELIVERY PROGRAM 2025-2029

**OPERATIONAL PLAN
2026-2027**



Contents

CONTENTS	3	OUR ORGANISATION	26	RESOURCING	68
Translation information	3	Our executive	28	Resourcing strategy	69
ACKNOWLEDGEMENT OF COUNTRY	4	Our structure	30	STATEMENT OF REVENUE POLICY	70
FOREWORD	6	Our business units	31	APPENDICES	96
Mayor's message	8	THE INTEGRATED PLANNING AND REPORTING FRAMEWORK	32	Appendix 1: Key drivers	98
General Manager's message	9	Delivery Program and Operational Plan purpose	34	- Eastern City district plan	99
OUR COUNCIL	10	Performance monitoring and reporting	36	- United Nations Sustainable Development Goals	100
Mayor and Councillors	12	Service Reviews and continuous improvement	36	- Modern slavery compliance	101
Council's mission and values	14	Managing risks and business continuity	37	- Child safe organisations	101
OUR CITY	16	DELIVERY PROGRAM AND OPERATIONAL PLAN	38	- Climate emergency	101
Key facts	18	Delivery Program and Operational Plan	40	- Disability access and inclusion	101
Our future	20	Direction 1: Connected Community	42	Appendix 2: Our Business Units	102
NSW priority projects and critical growth areas	22	Direction 2: Sustainable and Thriving Environment	48		
Our partners	24	Direction 3: Vibrant Urban Living	54		
		Direction 4: Infrastructure and Transport	58		
		Direction 5: Civic Leadership	62		

Cover photo: Rhodes Recreation Centre, main entrance.

Inside cover photo: City of Canada Bay LGA aerial photo.

ENGLISH

If you do not understand this information, please come to the Council or contact the Telephone Interpreter Service (TIS) on 13 14 50, and ask them to connect you to Council on 9911 6555. We will try to answer your enquiries by using an interpreter.

ITALIAN

Se hai difficoltà a capire questo documento presentati direttamente all'ufficio del Comune, oppure telefona al Servizio Telefonico Interpreti (TIS) numero di telefono 13 14 50, e chiedi di essere messo in contatto con l'ufficio del Comune, numero di telefono 9911 6555. Cercheremo di rispondere alle tue domande con l'aiuto di un interprete.

GREEK

Αν δεν καταλαβαίνετε αυτές τις πληροφορίες, παρακαλούμε ελάτε στο Δήμο ή επικοινωνήστε με την Τηλεφωνική Υπηρεσία Διερμηνέων (TIS) στο 13 14 50 και ζητήστε να σας συνδέσουν με τον Δήμο στον αριθμό 9911 6555. Θα προσπαθήσουμε να απαντήσουμε στις ερωτήσεις σας χρησιμοποιώντας ένα διερμηνέα.

SIMPLIFIED CHINESE

如果您对这些内容不理解，请向地方议会咨询或致电13 14 50联系电话口译服务 (TIS)，并在他们的帮助下通过电话与 9911 6555 地方议会联系。我们将尽力通过口译员回答您的问题。

KOREAN

이 정보내용을 잘 이해하지 못 하신다면, 심의회(Council)로 방문해 주시거나, <13 14 50>으로 전화통역서비스를 이용해서서 심의회(9911 6555)로 연결해 달라고 요청하시기 바랍니다. 통역사의 도움을 받아 귀하의 문의사항에 답변해 드리도록 하겠습니다.



The City of Canada Bay acknowledges the Wangal clan, one of the 29 tribes of the Eora nation and the traditional custodians of this land. Council pays respect to elders past and present and extends this respect to all Aboriginal and Torres Strait Islander people living in or visiting the City of Canada Bay.



*Welcome to Country ceremony at
Rhodes Recreation Centre Opening.*



6



*Music performers at Rhodes
Recreation Centre Opening.*

Mayor's message

It is my pleasure to introduce the second year of our 2025–2029 Delivery Program.

In a year that continues to build on the strong foundations we have set together as a community, this plan reflects Council's ongoing commitment to investing in social wellbeing, strengthening neighbourhood connections, and creating opportunities for people of all ages and backgrounds to come together.

Major festivals supported by Council, including Ferragosto in Five Dock, Lunar New Year in Rhodes, the Community Fun Day in Drummoyne and the Halloween Festival in Concord, remain central to this commitment. These much-loved events bring people together, celebrate our cultural diversity and support our local businesses and community groups. Their continuation reflects Council's dedication to fostering a vibrant, connected and welcoming city.

This year also allows us to consolidate the benefits of major capital works delivered in recent years. The Concord Recreation Centre and the Rhodes Recreation Centre are now established as valuable community assets — places where residents can gather, hire spaces for events or activities, participate in programs, or simply stay fit and active through the gyms and recreational facilities they offer.

These centres demonstrate the long-term value of investing in shared spaces that support health, connection and community pride. In the coming year we'll complete our Timbrell Park projects, with an emphasis on carparking and road safety improvements. We'll continue our planned works at Five Dock Park and renew Majors Bay Road in Concord.



Mayor
Michael Megna

I would like to thank my fellow Councillors for their ongoing collaboration and commitment to serving our community. Working together, we look forward to another productive year of delivering on the aspirations set out in the Community Strategic Plan.

The draft Delivery Program and Operational Plan is on exhibition until 24 May 2026, and I encourage all community members to share their views.

Your input is vital in shaping the future of our City. The submission form can be found at <https://collaborate.canadabay.nsw.gov.au>

A stylized, handwritten signature of Michael Megna in black ink.



Crowd at
the 2025
Ferragosto
Italian Festival.

General Manager's message

The second year of implementing our 2025–2029 Delivery Program marks an important period of progress for the City of Canada Bay.



General Manager
John Clark

Building on the strong foundations established last year, the 2026–2027 Operational Plan continues to deliver on the community's priorities with renewed momentum, collaboration and care.

This year's program includes a significant investment of \$43 million in capital works, reflecting Council's commitment to maintaining and enhancing the places, infrastructure and services our community relies upon every day. These works support safer, more accessible neighbourhoods and ensure that our City remains welcoming, resilient and well prepared for the future.

We are particularly looking

forward to the completion of works at Timbrell Park in Five Dock, an important recreation area that supports local sporting clubs, encourages active lifestyles and enriches community connection.

Its renewal represents another step toward providing high-quality open spaces that meet the needs of our growing community. Works at Five Dock Park and along Majors Bay Road in Concord will also contribute our tally of great public spaces.

As always, community participation is central to Council's planning and decision making. The draft Delivery Program and Operational Plan is on public exhibition until 24

May 2026, and I warmly invite all residents, businesses and community partners to share their views. Your feedback ensures that our plans continue to reflect local values and aspirations. A feedback form is available on Council's Collaborate Canada Bay website.

Thank you for taking the time to review this year's draft plan and budget. Your ongoing engagement helps shape a vibrant, sustainable and well supported future for the City of Canada Bay.

A handwritten signature in black ink, appearing to read 'John Clark'. The signature is fluid and cursive, written over a light background.





Council staff working to repair
a road in Chiswick.



Mayor and Councillors

The City of Canada Bay elects nine representatives at the commencement of each term.

This includes a popularly elected Mayor and a further eight Councillors, from which a Deputy Mayor is elected by the Council.

Mayor

The role of the Mayor is to be the leader of the Council and a leader in the local community. They are the spokesperson for the Council and they promote the effective and consistent implementation of the Council's integrated planning and reporting processes.

Presiding over Council meetings, the Mayor ensures they are conducted efficiently, effectively, and according to the Local Government Act. They work with the General Manager to ensure there are adequate opportunities and mechanisms for engagement between the Council and the local community.

Councillors

Councillors oversee the affairs of the Council in accordance with the Local Government Act 1993. They consult regularly with the community, community organisations and other key stakeholders to keep everyone informed of the Council's decisions and actions.

They are involved in the Integrated Planning and Reporting process through determining and adopting Delivery Programs and Operational Plans for the benefit of the community.

Council term

The current Council was elected in September 2024. The next Council elections are scheduled for September 2028.



Mayor
Michael Megna

Michael was elected to Drummoyne Council in 1987 and has served four years as Deputy Mayor and six years as Mayor at Drummoyne Council, and the City of Canada Bay Council following the amalgamation of Drummoyne and Concord Council, before his re-election as Mayor of Canada Bay in September 2024.

He is a third-generation resident of this community and is a strong advocate for river transport.



Councillor
Andrew Ferguson

Andrew has been a resident in Concord, Rhodes, Mortlake and Breakfast Point for more than 35 years. He is committed to issues of equity, social justice, heritage and environmental sustainability.

A dedicated and active Councillor, he was first elected to Council in 2017. He is passionate about making the City of Canada Bay an even greater place to live and work.



Councillor
Charles Jago

Charles has been a Councillor since 2017. As a local resident of over 35 years, his concerns include environmental sustainability, liveable development, small business, traffic, cycling and parking as well as Council advocacy with the state government on topics such as planning controls, over development, public transport and high school places.



Deputy Mayor Councillor
Anthony Bazouni

First elected to Council in 2021, Anthony knows how fortunate we are in our local government area to have a mixture of remarkable natural areas and foreshores with and retail and commercial spaces that attract many visitors.

He knows that a balance is required when supporting residents whilst promoting local businesses. Anthony takes pride in serving his local community.



Councillor
Sylvia Alafaci

Sylvia is a well-known member of the Korean-Australian community whose skills include bringing business, political and diplomatic representatives together.

Sylvia was presented with a community service award for outstanding services to the Chinese-Australian community in 2018. This is Sylvia's first term as a City of Canada Bay Councillor.



Councillor
Maria Cirillo

Maria is a first term Councillor who is keen to connect with the community, listen to their concerns and advocate for the best outcomes. Maria has a passion for natural and built environments and ensuring that community services are accessible and relevant to everyone.

Maria is pleased to bring extensive experience in education and community engagement to Council.



Councillor
David Mansford

David has lived in the City of Canada Bay for over 40 years, having spent his youth in Concord and now residing in Concord West. David is a media professional who is committed to helping make the City clean, safe and liveable.

David is an active member of the community whose volunteering has included participation in local sporting clubs and on Council's Environmental Advisory Committee.



Councillor
Mas Meuross

Mas has been a local resident for over 20 years and is active in the business community. In her business role, she finds particular enjoyment in assisting clients and building long-lasting relationships.

It is these skills that she brings to the City of Canada Bay as a first time Councillor who will work to engage with residents and the local community to assist with local issues whenever required.



Councillor
Hugo Robinson

Hugo is a first time Councillor for the City of Canada Bay and brings a proven track record of community representation with him to the role. He has a diverse range of experience working across different industries and community groups.

Hugo has a willingness and desire to hear about the issues faced by residents and to work together to improve the community around us with enthusiasm and drive.

Council's mission and values

The City of Canada Bay and its Councillors and staff are proud to act and operate by its mission statement and values.

Our values

Developed by the staff of the City of Canada Bay, the values guide delivery of high-quality services and projects for the community.

The values underpin our aim to have the customer at the centre of everything that we do.

We empower our people

We value opportunities to learn and grow.

We encourage feedback.

We openly share our knowledge, skills and ideas.

We provide support and training to do the best job possible.

We enable people to make decisions.

We act with integrity

We are open and honest.

We provide transparency in our decision making.

We do what we say we will do.

We take responsibility and are accountable for our actions.

We declare or report potential conflicts of interest.

Mission statement

An excellent organisation delivering great outcomes for our community.

Mayor Michael Megna attending street procession at last year's Ferragosto Italian Festival in Five Dock..

We work together

We are inclusive and foster a 'one team' approach.

We value safety and look out for each other.

We proactively offer help or solutions.

We are inclusive of our stakeholders in decision making.

We think holistically.

We are respectful

We are kind, thoughtful and show compassion and dignity.

We embrace diversity and put ourselves in the shoes of others.

We use respectful communication and listen to understand.

We acknowledge each other and greet each other with a smile.

We appreciate contributions and share credit where it is due.

We innovate

We are curious and open minded.

We encourage creativity and 'out of the box' thinking.

We try new things and challenge ourselves.

We foster a safe and accessible environment.

We create space and time for learning and improvement.



Lane Cove
Municipal Council

The City of Canada Bay has a land area of 19.9km² and is home to over 92,000 people who live in one of 17 suburbs. Bounded by Parramatta River in the north and east, and Parramatta Road in the south, our neighbours are the Inner West, Burwood, Strathfield and Parramatta local government areas.

Hunter's Hill
Council

Breakfast
Point

Cabarita

Abbotsford

Chiswick

Drummoyne

Wareemba

Russell
Lea

Canada
Bay

Five
Dock


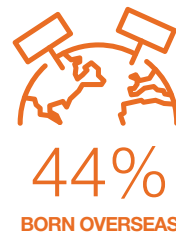

Rodd
Point

Inner West
Council


Key facts

Source (unless otherwise stated):
www.abs.gov.au/census/find-census-data/quickstats/2021/LGA11520

OUR PEOPLE



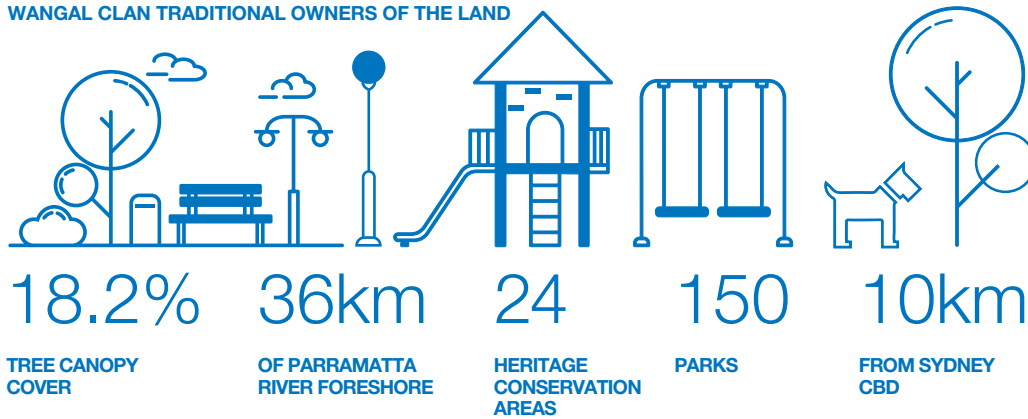
OUR EMPLOYMENT



#Source: profile .id report.

OUR LAND

WANGAL CLAN TRADITIONAL OWNERS OF THE LAND



OUR HOUSING

MEDIAN WEEKLY RENT

\$850*

MEDIAN MONTHLY MORTGAGE PAYMENTS

\$3,000

MEDIAN WEEKLY HOUSEHOLD INCOME

\$2,870+



* Source: NSW Government rent and sales report. September 2025 figure for two bedroom unit.

+ Source: NSW DJC Community Profile Report.

Our future

Community priorities

Council is committed to engaging with the community on key matters that have an impact on how we live, work and play within the City. Using the Community Engagement Strategy and the Collaborate Canada Bay platform, Council engages on an average of 40 projects every year. We also undertake a biennial community satisfaction survey which provides information on achievement of the CSP goals.

It is through these activities that the following community priorities are used in Council's planning:

- Connect people and celebrate all that our City has to offer
- Provide quality services for people of all ages and abilities
- Create great streets, places and buildings for people
- Plan for a diversity of housing types and affordability
- Protect and enhance local character
- Connect and strengthen neighbourhoods and centres
- Align growth with delivery of well-maintained infrastructure
- Improve access to the Parramatta River foreshore
- Facilitate sustainable development and renewal
- Increase biodiversity and the urban tree canopy
- Manage the impacts of climate change
- Provide for good governance
- Be transparent with decision-making.

Our challenges

In addition to the community priorities, Council's planning is also informed by considering our challenges into the future:

- Population increases 35% to >120,000 by 2046 (not including recently implemented planning reforms)
- Aging population
- Increasingly multicultural population
- Higher density urban living
 - Social isolation
 - Need for quality open space opportunities
 - Pressure on assets like parks and roads
 - Pressure on transport and parking
- Climate change impacts
 - Potential for more heatwaves
 - Increased frequency and intensity of storms
- Encouraging broad community engagement
- Doing more for the community within existing resources.

Performers at the 2025 Ferragosto Italian Festival in Five Dock.



NSW priority projects and critical growth areas

Key locations within the City of Canada Bay will experience increases in population in coming years. Several high-profile NSW Government projects relate to these locations. Council's planning and services will adapt over time to accommodate these increases in population.

Sydney Metro West

The Sydney Metro West project is due for completion in 2032. It will run new metro services between Westmead and Hunter Street in the Sydney CBD, with new stations being built at North Strathfield, Concord Oval and Five Dock.

Sydney Metro is planning future development over and next to stations across the network. Council is actively engaging in this process to influence plans for the stations within the City of Canada Bay. Our focus is on ensuring the community is involved from the earliest stages.

Land within the vicinity of the proposed metro stations in the City of Canada Bay is the focus of several current and upcoming plans for increased housing density. These include:

- **Homebush Transport-Oriented Development (TOD)**

The Homebush TOD covers land around the Strathfield, North Strathfield and Concord West stations. Rezoning is now complete, allowing higher density development in the area.

<https://www.planning.nsw.gov.au/plans-your-area/priority-growth-areas-and-precincts/parramatta-road/homebush>

- **North Strathfield TOD**

New planning controls apply to land immediately east of North Strathfield Station. These controls allow apartment buildings within 400 metres of the station.

<https://www.planning.nsw.gov.au/policy-and-legislation/housing/transport-oriented-development-program/transport-oriented-development>

- **Burwood North**

The NSW Government is leading the rezoning of Burwood North to accelerate housing around the future Burwood North Metro Station.

<https://www.planning.nsw.gov.au/news/nsw-government-lead-burwood-north-metro-precinct-rezoning-deliver-around-15000-homes>

- **Five Dock Town Centre**

A masterplan is being prepared for the Five Dock Metro Precinct to guide land use and built form around the new station.

<https://collaborate.canadabay.nsw.gov.au/metroprecincts>

Parramatta Road Urban Transformation Strategy

Parramatta Road connects Parramatta with the Sydney CBD. The NSW Government's Parramatta Road Corridor Urban Transformation Strategy covers land along Parramatta Road from Granville to Camperdown, including Five Dock and Concord.

This strategy includes plans to revitalise the corridor and surrounds through investment in jobs, transport, open spaces and public amenity.

Stage 1 of the strategy is now complete and work has commenced to implement Stage 2, which will be subject to further community engagement.

Stage 2 will deliver a variety of housing types and provide a transition in building scale between the Stage 1 centres and established neighbourhoods.

<https://www.planning.nsw.gov.au/plans-your-area/priority-growth-areas-and-precincts/parramatta-road>

The Rhodes Place Strategy will deliver:

- 4,200 new homes, with an initial cap of 3,000 homes pending further infrastructure
- 1,100 new jobs
- New primary school
- Rhodes train station upgrades
- New ferry wharf
- Improved pedestrian and walking paths
- 2.3 hectares of new public open space, including a foreshore park and promenade
- Excellence in design and sustainability, including dual reticulation for development and incentives to exceed BASIX and tree canopy targets.

Homebush TOD (Transport Oriented Development)

Transport Oriented Development is a State Government planning program that will deliver mixed-use development around identified transport hubs across the Sydney basin. The Homebush TOD is one of eight priority high growth areas identified for accelerated development over the next 15 years. Homebush TOD applies to land around the Strathfield, North Strathfield and Concord West train stations.

The rezoning has now been completed, enabling higher density development within the precinct <https://www.planning.nsw.gov.au/plans-your-area/priority-growth-areas-and-precincts/parramatta-road/homebush>

Low Medium Density Reforms

The state-led Low and Mid Rise Housing Reforms increase the amount of development that is possible within the vicinity of train stations, metro stations and centres that contain a full-line supermarket. Within the City of Canada Bay, the reforms apply to areas within 800 metres walking distance of the following centres; Five Dock, Drummoyne, Majors Bay Road and parts of North Strathfield and Concord West centres.

The new planning controls allow dual occupancies, terraces, townhouses, apartments and shop top housing in low and mid-rise housing areas with increased density and building heights of up to three storeys within 800 metres and six storeys within 400 metres of the identified centres in relevant zones.



Children enjoying the new Concord Pump Track.

Key drivers

We have considered Federal, State and regional priorities in the development of our suite of integrated planning document. To view more details about the key drivers, visit the information contained in [Appendix 1: Key Drivers](#).

Our partners

Whilst it is Council's role to help the community develop its Community Strategic Plan, implementing Our Future 2036 is also the responsibility of Council's many partners.

Partnerships are crucial to ensure that our City receives the funding, support and assistance it needs to meet future challenges.

Community partners

- Churches and religious organisations
- Community groups and organisations
- Community service providers
- Environmental groups
- Indigenous groups and organisations
- Not-for-profit organisations
- Resident groups
- Schools and educational institutions
- Sporting bodies and organisations
- Volunteers.

Business partners

- Chambers of Commerce
- Industry Groups
- Local businesses.

Government partners

- Federal Government agencies
- NSW Government agencies
- South Sydney Regional Organisation of Councils (SSROC)
- Other councils.



*Members of the Utz Reserve
project team onsite in
Drummoyne.*



Our

Organis



26

Delivery of new
compactor truck to
Council staff.

sation



Our executive

Council's executive leadership team is comprised of the General Manager and four Directors.

The General Manager is responsible for managing the day-to-day operations of Council, implementing Council's policies, plans and programs and enacting Council's decisions.

The Directors assist the General Manager in the development of long-term strategic plans and their delivery, while ensuring the organisation is meeting its obligations.

The Executive Team also provides the Mayor and Councillors with professional advice and reports regarding the exercise and performance of their powers and functions.



John Clark
General Manager

The General Manager is responsible for the overall performance of the Council as well as Executive Services to the Mayor and Councillors, Organisational Development, and Media and Communications.

Our General Manager is John Clark who has over 25 years of experience in the local government sector.

Before joining the City of Canada Bay, John worked at Waverley Council, where he was the Director of Customer Service and Organisational Development. He has also worked at the City of Ryde and Ku-ring-gai Council as well as in the NSW Government where he served as the Executive Director of Corporate and Operational Services at the Department of Premier and Cabinet.



Rachel Hensman
Director
Community, Culture and Leisure

Rachel is the Director of Community, Culture and Leisure at the City of Canada Bay Council, with more than a decade of executive leadership experience in local government.

Since joining Council in December 2023, she has drawn on senior roles held across several NSW councils, including Lane Cove and Waverley, where she worked in executive management and acting director positions.

Rachel leads a diverse portfolio encompassing libraries, community and children's services, recreation, events and venues. Her leadership focuses on delivering inclusive, accessible services that strengthen community connection, support wellbeing and align with Council's strategic priorities.



Monica Cologna
Director
Environment and Planning

Environment and Planning is responsible for all statutory planning matters such as the assessment of development applications and subdivisions, strategic planning, maintaining and upgrading the City's planning framework, environmental health, sustainability, building services, approval of construction certificates, building inspections, health, waste and law enforcement.

Monica has over 20 years of experience in urban planning and design and has worked at Randwick and Cumberland Councils, as well as in the UK. Monica has qualifications in urban and regional planning and urban design.



Greig Schuetrumpf
Director
City Assets

City Assets is responsible for the planning and delivery of infrastructure, asset management and associated services including traffic management, and provision and stewardship of roads, footpaths and traffic facilities. The service also manages open spaces and community buildings.

City Assets manages the delivery of Council's capital works program such as the recently completed Concord Oval Recreation Centre Precinct and supports the community's disaster management response efforts.

Greig is a senior executive who joined Council in November 2022. He has extensive experience in management of customer services, infrastructure and asset management portfolios for large state government organisations. Greig's skills in leadership and change management are a strong asset for Council and the community.



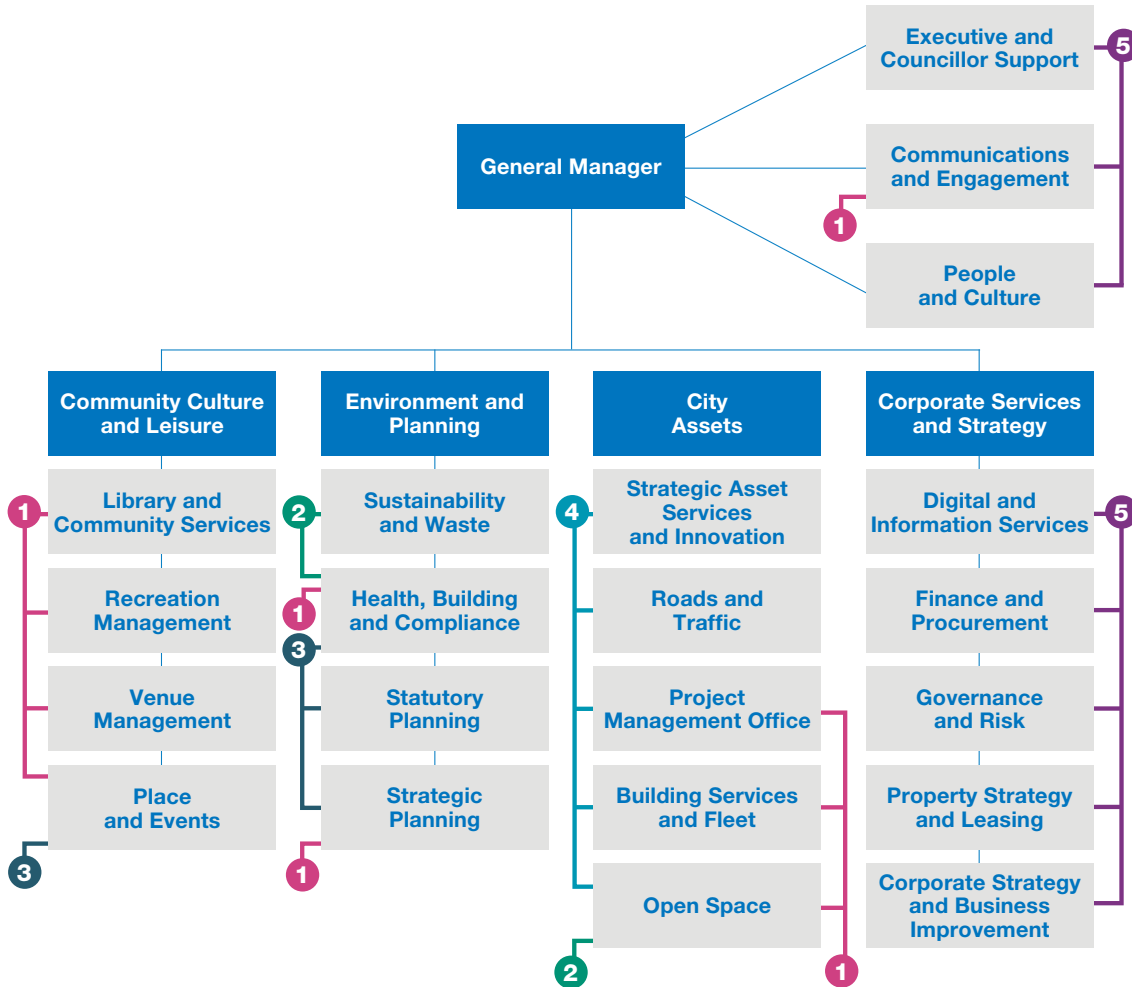
Jourdan Di Leo
Director
Corporate Services and Strategy

Jourdan brings more than 20 years' experience across local and State Government. Before joining the City of Canada Bay in 2023, he held management roles at Bayside Council and senior positions in the NSW Department of Customer Service and the Department of Communities and Justice.

He now leads the Corporate Services and Strategy directorate, overseeing property, integrated planning and reporting, governance, information systems, customer service and financial stewardship.

His cross-sector background gives him strong capability in corporate strategy, governance, information technology, records management and customer service, supporting effective longterm planning and organisational resilience.

Our structure



The City of Canada Bay is structured into four directorates and their alignment with the strategic directions of CSP Our Future 2036 is shown in this structure diagram.

CSP DIRECTION KEY

- 1 Connected community
- 2 A sustainable and thriving community
- 3 Vibrant urban living
- 4 Infrastructure and transport
- 5 Civic leadership

Our business units

Council's Operational Plan is provided by 428.7* full time equivalent staff across 21 Business Units. The organisation works together towards achievement of the strategic directions of the Community Strategic Plan (CSP).

The Business Units, their CSP links and corresponding Directorate is shown below. You can find out more information about the services in Appendix 2: Our Business Units.

CSP	Directorate	Service
1	CCL	Library and Community Services
1	CCL	Recreation Management
1	CCL	Venue Management
1 3	CCL	Place and Events
2	EP	Sustainability and Waste
1 2 3	EP	Health, Building and Compliance
3	EP	Statutory Planning
1 3	EP	Strategic Planning
4	CA	Strategic Asset Services and Innovation
4	CA	Roads and Traffic
1 4	CA	Project Management Office
1 4	CA	Building Services and Fleet
1 2 4	CA	Open Space
5	ES	Executive and Councillor Support
1 5	ES	Communications and Engagement
5	ES	People and Culture
5	CSS	Digital and Information Services
5	CSS	Finance and Procurement
5	CSS	Governance and Risk
5	CSS	Property Strategy and Leasing
5	CSS	Corporate Strategy and Business Improvement

KEY

CSP Strategic Direction

- 1 Connected community
- 2 A sustainable and thriving environment
- 3 Vibrant urban living
- 4 Infrastructure and transport
- 5 Civic leadership

Directorate

- CA City Assets
- CCL Community, Culture and Leisure
- CSS Corporate Services and Strategy
- EP Environment and Planning

*Source: Council's People and Culture database, Full time equivalent staff (FTE) as at 1 January 2026.

Council's Business Units develop their work plans and budgets annually, guided by the Delivery Program, Community Strategic Plan, Resourcing Strategy and other adopted strategies and plans.

The integrated planning and report

Framework

\$1.6 million upgrade to McIlwaine Park Playground, at Rhodes, which included a brand-new playground and amenities building, additional barbecues and picnic shelters, and a refreshed Putt-Putt golf course.

32

orting

york



Delivery Program and Operational Plan purpose

The Delivery Program outlines the principal activities Council will undertake during its term of office to contribute towards the long-term strategies and desired outcomes of the Community Strategic Plan.

In accordance with legislative requirements, each newly elected council must adopt a Delivery Program by 30 June in the year following the Local Government elections.

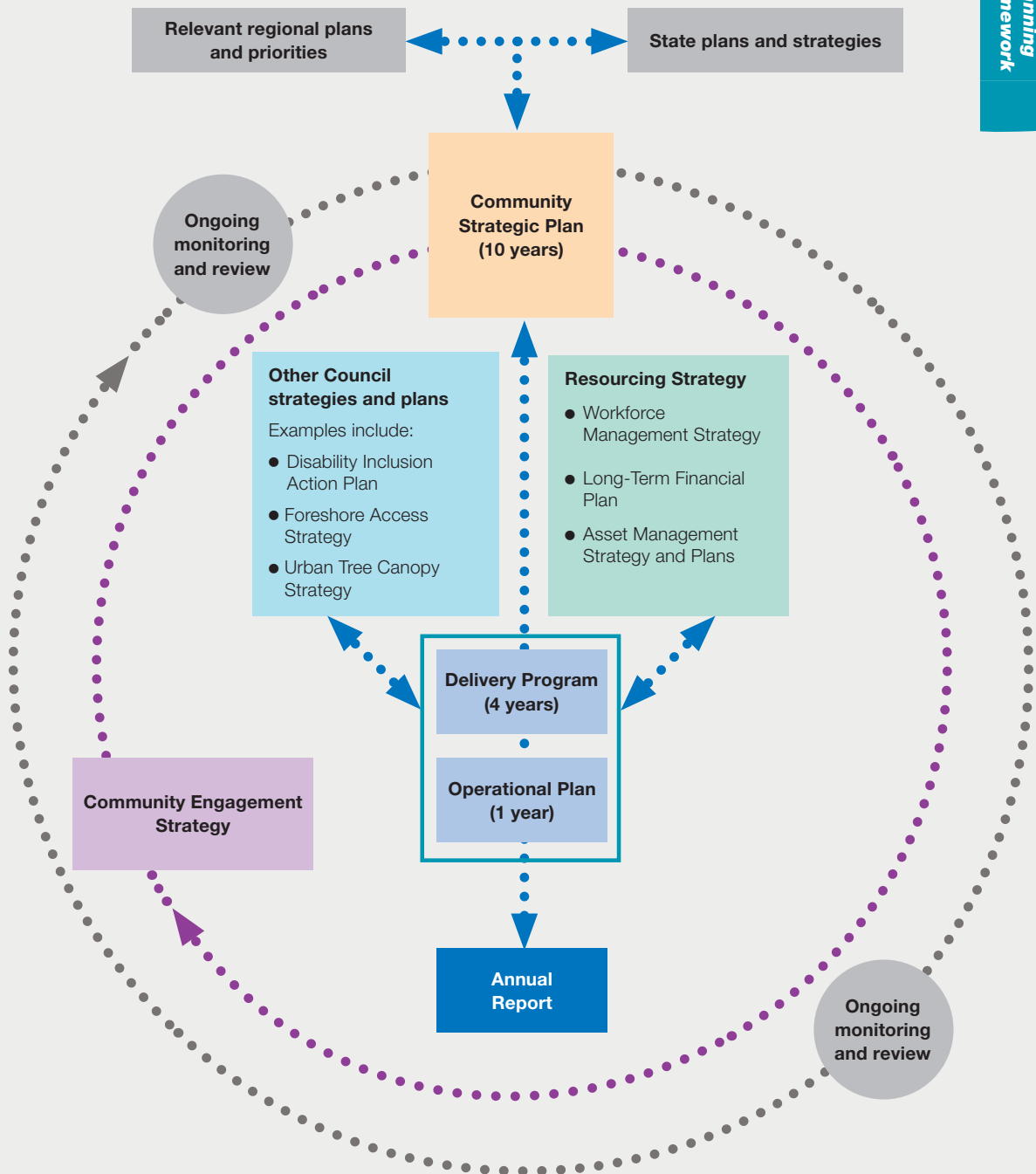
The Operational Plan is a subset of the Delivery Program. In accordance with legislative requirements, Council must have an Operational Plan

adopted before the beginning of each financial year, outlining the activities to be undertaken that year, as part of the Delivery Program.

This document contains the four year Delivery Program and the Operational Plan for implementation, as shown in Figure 1 from the Office of Local Government Guidelines.



Figure 1: The Integrated Planning and Reporting Framework



Source: adapted from the NSW Office of Local Government – Integrated Planning and Reporting Framework. Website: olg.nsw.gov.au

Performance monitoring and reporting

Council performance in relation to delivering the Delivery Program is reported to the community at six monthly intervals.

In addition, Council's performance with respect to budget management is reported to the

community at the end of every financial quarter. Council's annual report showcases Council's achievements at the end of each financial year and is presented to the November Council meeting each year.

Service reviews and continuous improvement

Council's Service Review Framework is the mechanism through which Council identifies services that require review, as well as how Council will engage with the community and other stakeholders to determine service levels and appropriate measures.

The following set of guiding principles apply to all Service Reviews undertaken at the City of Canada Bay.

- We will place the community at the centre of everything we do through aligning our services to match the community priorities, needs and aspirations expressed in the Community Strategic Plan.
- We will communicate openly and transparently with stakeholders involved in each service review in a way that is consistent, concise, clear and timely.

- We will define what success looks like for our community, customers and other stakeholders, as well as our business, and ensure that our measures are useful to enhance our performance.
- We will look to adopt the most efficient modes of delivery through analysis of processes to reduce waste and investigation of potential partnerships with other service providers and levels of government where possible.

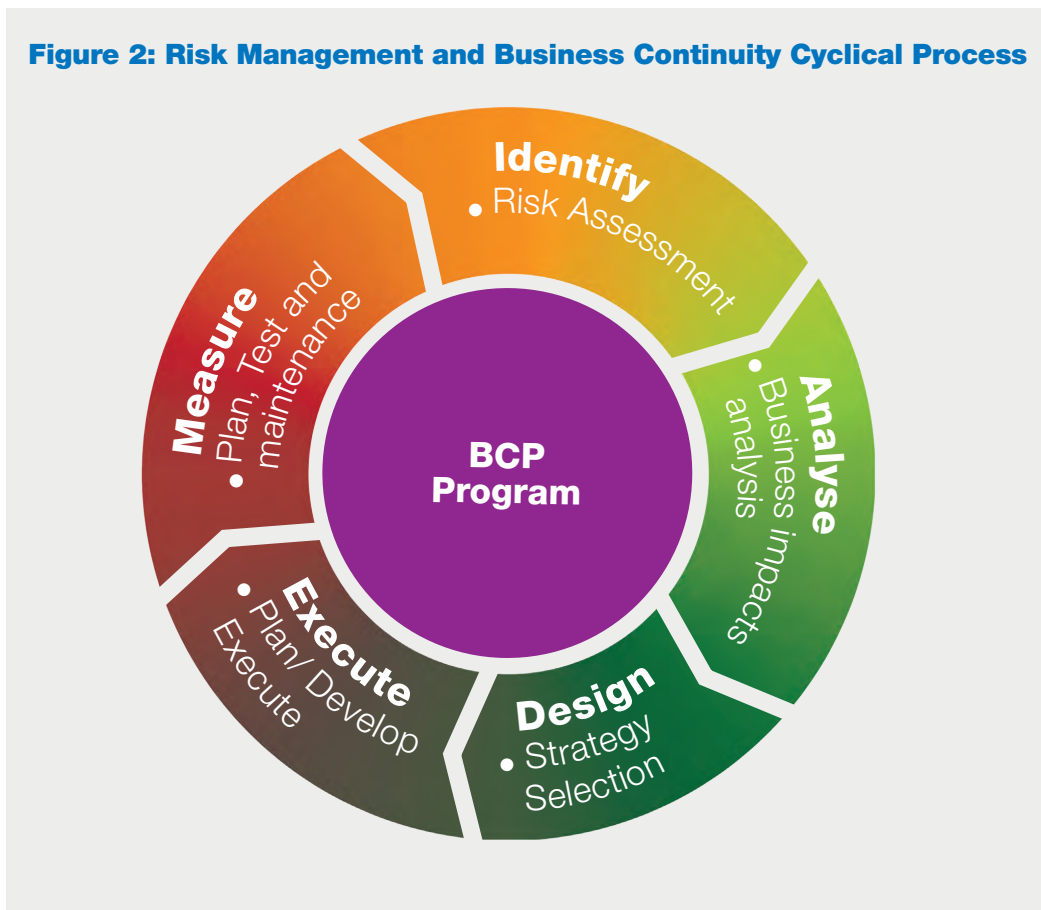
Within the Framework, Council will undertake a minimum of two service reviews annually, and report on the outcomes in the Annual Report.

Managing risks and business continuity

Council's risk management and business continuity programs provide critical information about our services in a structured way to respond to emergency situations which may impact on service delivery.

Such situations may include fire, storm and tempest, terrorism or cyber-attack. Our methodology is cyclical and involves the steps shown in Figure 2 below.

Figure 2: Risk Management and Business Continuity Cyclical Process



During the four-year period of this Delivery Program 2025-2029, Council's achievements in risk management and business continuity will be reported in the Annual Report.





Pedestrian safety updates at the corner of Shoreline Drive and Rider Boulevard at Rhodes.

Delivery Program and Operational Plan

This section of the document is structured by the five Strategic Directions from the CSP Our Future 2036.

The introduction to each contains the community outcome and goals, the partners and Council business units with a role in delivery, as well as what the community

can do to support goal achievement. The principal activities that Council will undertake in the four years 2025-2029 comprise the Delivery Program, which has

the annual Operational Plan deliverables attached. Figure 3 shows graphically how the CSP goals translate into the annual deliverables of the Operational Plan.



Each of Council’s annual deliverables is allocated to a responsible Manager and tasked to a staff member to deliver as part of the annual staff performance agreements.

Progress is reported to Council and the community every six months as well as within the Annual Report.

Quadruple bottom line

The NSW Government’s Integrated Planning and Reporting (IPR) framework stipulates that the quadruple bottom line (QBL) is clearly linked to the Community Strategic Plan, Delivery Program and Operational Plan.

The following symbols are shown throughout the Delivery Program to demonstrate how the QBL links to the five strategic directions of the Community Strategic Plan.



SOCIAL



ENVIRONMENTAL



ECONOMIC



CIVIC

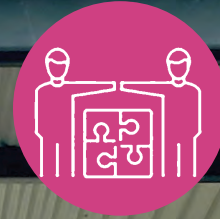


Presentation at the
Rhodes Science Fair,
The Connection, Rhodes.

Direction 1: Connected community

Direction 1: Connected Community	
COMMUNITY OUTCOME	
<p>Our local communities are diverse, inclusive and safe places where all people are valued. Everyone has equitable access to services and facilities, and there are plenty of opportunities for everyone to enjoy active lifestyles both outdoors and indoors.</p>	
 <p>SOCIAL</p>	 <p>ENVIRONMENTAL</p>
 <p>CIVIC</p>	
OUR FUTURE 2036 GOALS	
<ol style="list-style-type: none"> 1. Foster an inclusive community where diversity is welcomed and celebrated 2. Celebrate, recognise, and honour Aboriginal and Torres Strait Islander cultures 3. Provide the community with equitable access to a range of programs, services, and facilities 4. Promote a community where residents feel safe and enjoy good health 5. Provide open space, facilities, and programs that promote active lifestyles 	
OUR PARTNERS	
<ul style="list-style-type: none"> - Community groups and organisations - Residents, workers and visitors - Community services - Indigenous groups and organisations 	<ul style="list-style-type: none"> - Business and industry - Sporting bodies and organisations - Volunteers - NSW Government
HOW THE COMMUNITY CAN SUPPORT THIS OUTCOME	
<ul style="list-style-type: none"> - Be involved in the community and sporting groups and organisations - Volunteer in the community and at our libraries - Participate in community engagement - Attend community events, festivals and activities - Participate in programs and activities that celebrate First Nations cultures - Support local emergency relief groups and efforts 	
COUNCIL BUSINESS UNITS THAT SUPPORT THIS OUTCOME	
<ul style="list-style-type: none"> - Library and Community Services - Recreation Management - Venues Management - Place and Events 	<ul style="list-style-type: none"> - Strategic Planning - Open Space - Health, Building and Compliance

Council staff taking part in a public information event, promoted on Collaborate Canada Bay, Council online community engagement hub.



Direction 1: Principal activities and deliverables

Goal 1.1 Foster an inclusive community where diversity is welcomed and celebrated

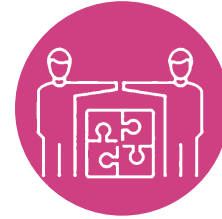
PRINCIPAL ACTIVITY 1.1.1 DELIVER COMMUNITY INITIATIVES THAT CELEBRATE DIVERSITY AND STRENGTHEN SOCIAL INCLUSION AND BELONGING.		
Reference	Deliverable	Responsibility
1.1.1.1	Consider social infrastructure requirements as part of the Infrastructure Strategy.	Manager Library and Community Services
1.1.1.2	Implement an ongoing library program for people with dementia and their carers.	Manager Library and Community Services
1.1.1.3	Pilot initiatives to strengthen inclusion for members of the community that identify as LGBTQIA+.	Manager Library and Community Services

Goal 1.2 Celebrate, recognise and honour Aboriginal and Torres Strait Islander cultures

PRINCIPAL ACTIVITY 1.2.1 INCREASE OPPORTUNITIES TO CELEBRATE ABORIGINAL AND TORRES STRAIT ISLANDER CULTURES.		
Reference	Deliverable	Responsibility
1.2.1.1	Oversee implementation of the Innovation Reconciliation Action Plan.	Manager Library and Community Services
1.2.1.2	Develop and deliver an annual program of First Nations knowledge, culture and history events for adult audiences at our libraries.	Manager Library and Community Services

Goal 1.3 Provide the community with equitable access to a range of programs, services, and facilities

PRINCIPAL ACTIVITY 1.3.1 DELIVER EQUITABLE COMMUNITY AND CULTURAL SPACES AND FACILITIES THAT RESPOND TO THE DIVERSE NEEDS OF THE COMMUNITY.		
This principal activity is being delivered as business as usual within Building Services and Fleet, Library and Community Services and Venues Management business unit work plans.		



PRINCIPAL ACTIVITY 1.3.2 DELIVER EQUITABLE PROGRAMS AND SERVICES THAT RESPOND TO THE DIVERSE NEEDS OF THE COMMUNITY.

Reference	Deliverable	Responsibility
1.3.2.1	Increase accessibility to library programs.	Manager Library and Community Services
1.3.2.2	Revise the Library Technology plan and develop an implementation schedule in consultation with internal stakeholders.	Manager Library and Community Services
1.3.2.3	Pilot initiatives to increase access to services for children and families.	Manager Library and Community Services
1.3.2.4	Finalise an updated Disability Inclusion Action Plan for 2026-2030.	Manager Library and Community Services

PRINCIPAL ACTIVITY 1.3.3 DELIVER INITIATIVES THAT ADDRESS LOCAL HOUSING AFFORDABILITY.

This principal activity is being delivered in the Property, Strategy and Leasing business unit work plan through management of Council's affordable housing portfolio.

Goal 1.4 Promote a community where residents feel safe and enjoy good health

PRINCIPAL ACTIVITY 1.4.1 IMPLEMENT INITIATIVES THAT CONTRIBUTE TO THE COMMUNITY'S SENSE OF SAFETY.

Reference	Deliverable	Responsibility
1.4.1.1	Review, revise and deliver the Child Safe Action Plan annually.	Manager Library and Community Services
1.4.1.2	Assist the Local Emergency Management Committee to support the community through disaster planning and emergency coordination.	Manager Roads and Traffic
1.4.1.3	Deliver the three-year community Cyber Security Grant to implement a cyber safety program for people from culturally and linguistically diverse backgrounds.	Manager Library and Community Services
1.4.1.4	Deliver community activities and projects that contribute to the community's sense of safety eg. 16 Days of Activism, World Elder Abuse Day and respectful relationships awareness.	Manager Library and Community Services
1.4.1.5	Conduct Crime Prevention through Environmental Design (CPTED) audits in partnership with Burwood Local Area Command.	Manager Open Space

PRINCIPAL ACTIVITY 1.4.2 IMPLEMENT INITIATIVES THAT SUPPORT LOCAL RESILIENCE AND ADAPTABILITY.

Reference	Deliverable	Responsibility
1.4.2.1	Deliver a climate resilience engagement program for the community.	Manager Sustainability and Waste

Goal 1.5 Provide open space, facilities, and programs that promote active lifestyles

PRINCIPAL ACTIVITY 1.5.1 IMPROVE THE QUALITY AND CAPACITY OF OPEN SPACE TO SUPPORT A DIVERSITY OF RECREATION ACTIVITIES.

Reference	Deliverable	Responsibility
1.5.1.1	Consolidate plans of management for community land.	Project Management Office

PRINCIPAL ACTIVITY 1.5.2 DEVELOP OPPORTUNITIES FOR NEW AND CONNECTED OPEN SPACES, RECREATION FACILITIES AND PROGRAMS.


Reference	Deliverable	Responsibility
1.5.2.1	Consider community sporting facilities as part of the Infrastructure Strategy.	Manager Building Services and Fleet
1.5.2.2	Consider playground facilities as part of the Infrastructure Strategy.	Manager Open Space

PERFORMANCE MEASURES

Measure	Baseline	Target	Frequency
Number of library service visitors, including the Learning Space**	200,000 yearly (2022-23)	Maintain or increase	Every six months
Number of library service members**	34,000 members (2022-23)	Maintain or increase	Annually
Number of community groups and organisations supported during the year*	20 (2022-23)	Maintain or increase	Annually
Percentage capacity of Council's recreational bus trips for senior residents*	65% (2021-22)	70%	Every six months

*Outcomes that Council can control

**Outcomes that Council can influence



*Children enjoying the new
Concord Pump Track.*

Direction 2: A sustainable and thriving environment

Direction 2: Sustainable and Thriving Environment

COMMUNITY OUTCOME

By working together, greenhouse gas emissions are reduced across the area. We send less waste to landfill and more of our materials are recycled and reused. The City of Canada Bay will be home to more and healthier flora and fauna and our tree canopy will have increased. The quality of our foreshores and waterways will be enhanced and there will be more foreshore recreational opportunities.



ENVIRONMENTAL



SOCIAL

OUR FUTURE 2036 GOALS

1. Reduce greenhouse gas emissions
2. Increase urban tree canopy
3. Reduce waste to landfill through avoidance and increased recycling and reuse
4. Enhance and protect native flora and fauna to support local biodiversity
5. Improve access to, and enhance the quality of, the City's foreshore and waterways

OUR PARTNERS

- Residents, community groups and organisations
- Business and industry
- Environmental groups and organisations
- Community services
- Local schools and childcare
- Indigenous groups and organisations
- Volunteers
- Resilient Sydney Network
- NSW Government
- NSW Environment Protection Authority
- Parramatta River Catchment Group

HOW THE COMMUNITY CAN SUPPORT THIS OUTCOME

- Volunteer to protect the natural environment
- Take action at home to recycle, reuse, reduce consumption, and divert waste from landfill
- Plant and preserve more trees and build biodiversity in gardens and balconies
- Reduce litter by placing litter in the bin or taking it home when full
- Implement sustainable living practices in your own home
- Install solar panels, buy renewable energy, and reduce energy consumption
- Help to create and use community gardens

COUNCIL BUSINESS UNITS THAT SUPPORT THIS OUTCOME

- Sustainability and Waste
- Health, Building and Compliance
- Open Space



Local volunteers at Clean-Up
Australia Day event.



Direction 2: Principal activities and deliverables

Goal 2.1 Reduce greenhouse gas emissions

PRINCIPAL ACTIVITY 2.1.1 IMPLEMENT THE EMISSIONS REDUCTION ACTION PLAN.		
Reference	Deliverable	Responsibility
2.1.1.1	Deliver a program for residents (homeowners and renters) that supports energy efficiency and reduce greenhouse gas emissions.	Manager Sustainability and Waste

PRINCIPAL ACTIVITY 2.1.2 IMPLEMENT THE ELECTRIC VEHICLE (EV) STRATEGY AND ACTION PLAN.		
Reference	Deliverable	Responsibility
2.1.2.1	Undertake a review of Council-owned public EV chargers.	Manager Sustainability and Waste

Goal 2.2 Increase urban tree canopy

PRINCIPAL ACTIVITY 2.2.1 IMPLEMENT THE URBAN TREE CANOPY STRATEGY.		
Reference	Deliverable	Responsibility
2.2.1.1	Continue the review of actions and targets within the Urban Tree Canopy Strategy.	Manager Open Space
2.2.1.2	Finalise the Street Tree Masterplan.	Manager Open Space
2.2.1.3	Develop a significant tree register.	Manager Open Space



Goal 2.3 Reduce waste to landfill through avoidance, increased recycling, and reuse

PRINCIPAL ACTIVITY 2.3.1 IMPLEMENT THE RESOURCE RECOVERY AND WASTE STRATEGY.

Reference	Deliverable	Responsibility
2.3.1.1	Deliver projects and programs for residents targeting waste diversion and increased recycling of materials in apartments and houses.	Manager Sustainability and Waste
2.3.1.2	Implement and deliver the Circular Economy Plan.	Manager Sustainability and Waste
2.3.1.3	Plan the roll out of the Food Organics Garden Organics service.	Manager Sustainability and Waste
2.3.1.4	Complete the second-year actions from the five-year Commercial Waste Action Plan.	Manager Sustainability and Waste
2.3.1.5	Deliver a program aimed at reducing residential recycling contamination in waste services.	Manager Sustainability and Waste
2.3.1.6	Implement and deliver programs and projects contained in the Waste Strategy.	Manager Sustainability and Waste
2.3.1.7	Deliver waste avoidance workshops and events.	Manager Sustainability and Waste
2.3.1.8	Operate Council's Community Recycling Centre in Five Dock.	Roads and Traffic

PRINCIPAL ACTIVITY 2.3.2 DELIVER INNOVATIVE PROGRAMS AIMED AT REDUCING ILLEGAL DUMPING AND LITTERING

Reference	Deliverable	Responsibility
2.3.2.1	Review current public litter bin signage and enforcement signage for consistency.	Manager Sustainability and Waste
2.3.2.2	Implement community campaigns that target priority litter in priority locations.	Manager Sustainability and Waste
2.3.2.3	Develop and deliver programs to reduce event-related litter and support Council staff, industry, and community to implement them.	Manager Sustainability and Waste
2.3.2.4	Deliver the second year of actions from the three-year Illegal Dumping Plan 2025-28.	Manager Sustainability and Waste

Goal 2.4 Enhance and protect native flora and fauna to support local biodiversity

PRINCIPAL ACTIVITY 2.4.1 IMPLEMENT THE BIODIVERSITY STRATEGY TO PROTECT, MANAGE AND RESTORE THE CITY'S HABITAT AREAS, FAUNA, AND NATIVE SPECIES.

Reference	Deliverable	Responsibility
2.4.1.1	Develop land management plans for key Council parks and reserves with Endangered Ecological Communities (EEC).	Manager Sustainability and Waste
2.4.1.2	Develop a program designed to support the community to create habitat gardens on private land.	Manager Sustainability and Waste
2.4.1.3	Deliver a biosecurity and invasive species education program.	Manager Sustainability and Waste

Goal 2.5 Improve access to, and enhance the quality of, foreshore and waterways

PRINCIPAL ACTIVITY 2.5.1 IMPLEMENT FORESHORE ACCESS STRATEGY INITIATIVES TO EXPAND, ENHANCE AND PROMOTE PUBLIC SPACES AND PATHS ALONG THE FORESHORE.

Reference	Deliverable	Responsibility
2.5.1.1	Work with Transport for NSW to release part of their land holdings adjacent to their Hilly Street Depot in Mortlake for the purposes of public open space.	Manager Property Strategy and Leasing

PRINCIPAL ACTIVITY 2.5.2 WORK WITH THE PARRAMATTA RIVER CATCHMENT GROUP.

This principal activity is being delivered in the Open Space and Sustainability and Waste business unit work plans.

PERFORMANCE MEASURES


Measure	Baseline	Target	Frequency
Net emissions (tonnes CO ₂ -e) from Council operations*	7,579 t CO ₂ -e (2017-18)	<ul style="list-style-type: none"> 2,983 t CO₂-e by 2025 Zero CO₂-e by 2030 	Annually
Net emissions (tonnes CO ₂ -e) from the City of Canada Bay Community**	772,220 t CO ₂ -e (2017-18)	<ul style="list-style-type: none"> 351,682 t CO₂-e by 2035 Zero CO₂-e by 2050 	Annually***
Kilograms per year of domestic waste stream to landfill per resident**	190kg/per annum (2019-20)	Decrease	Annually
Number of trees planted**	800 (2019-20)	1,500	Annually

*Outcomes that Council can control

**Outcomes that Council can influence



***Annual total community emissions data has a lag of 12 months from reporting year

The City of Canada Bay is developing a Street Tree Masterplan to guide how we manage street trees and enhance our urban forest for current and future generations.



53

Direction 3: Vibrant Urban Living

Direction 3: Vibrant Urban Living
COMMUNITY OUTCOME
<p>Our local villages and town centres are welcoming and active community hubs with opportunities to participate in varied art, culture and creative activities. Our City is welcoming and supportive of business and the local economy is strong. The built environment respects the unique character of our neighborhoods and responds to the needs of our growing community.</p>
<div style="display: flex; justify-content: space-around; align-items: center;"> <div style="text-align: center;">  <p>ECONOMIC</p> </div> <div style="text-align: center;">  <p>SOCIAL</p> </div> </div>
OUR FUTURE 2036 GOALS
<ol style="list-style-type: none"> 1. Create vibrant local village centres and community hubs 2. Improve access to local art, culture and creative activities 3. Promote the City as an attractive, welcoming place to do business 4. Ensure the built environment respects the unique neighbourhood character and responds deftly to evolving community needs
OUR PARTNERS
<ul style="list-style-type: none"> – Community groups and organisations – Residents, workers and visitors – Business and industry – Chambers of Commerce – Volunteers – Resilient Cities Network (Sydney) – Southern Sydney Regional Organisation of Councils (SSROC) – NSW Government
HOW THE COMMUNITY CAN SUPPORT THIS OUTCOME
<ul style="list-style-type: none"> – Sponsor and attend local events and activities, including creative and cultural programs and activities or local business forums – Shop local – Report safety and maintenance issues – Celebrate our local heritage
COUNCIL BUSINESS UNITS THAT SUPPORT THIS OUTCOME
<ul style="list-style-type: none"> – Place and Events – Health, Building and Compliance – Strategic Planning – Statutory Planning

Rhodes Robot Ball at
The Connection.



Direction 3: Principal activities and deliverables

Goal 3.1 Create vibrant local village centres and community hubs

PRINCIPAL ACTIVITY 3.1.1 IMPLEMENT THE PLACE MANAGEMENT FRAMEWORK FOR CITY-WIDE SOCIAL, ECONOMIC AND CULTURAL DEVELOPMENT.

Reference	Deliverable	Responsibility
3.1.1.1	Develop and implement place making projects in partnership with internal and external stakeholders.	Manager Place and Events

Goal 3.2 Improve access to local art, culture, and creative activities

PRINCIPAL ACTIVITY 3.2.1 DELIVER INNOVATIVE AND ACCESSIBLE EVENTS, PLACE ACTIVATION AND CULTURAL PROJECTS, PROGRAMS AND CREATIVE ACTIVITIES.

Reference	Deliverable	Responsibility
3.2.1.1	Deliver and support an annual program of Council and community events and activations across the City of Canada Bay.	Manager Place and Events
3.2.1.2	Develop and implement cultural programming in the new Rhodes Recreation Centre.	Manager Place and Events

PRINCIPAL ACTIVITY 3.2.2 DELIVER THE PUBLIC ART STRATEGY.

Reference	Deliverable	Responsibility
3.2.2.1	Deliver a range of public art initiatives as part of the City Art Program.	Manager Place and Events

Goal 3.3 Promote the City as an attractive, welcoming place to do business

PRINCIPAL ACTIVITY 3.3.1 PROVIDE ECONOMIC DEVELOPMENT ACTIVITIES THAT STIMULATE THE LOCAL ECONOMY IN PARTNERSHIP WITH KEY STAKEHOLDERS.

Reference	Deliverable	Responsibility
3.3.1.1	Partner with the State Government and the Chambers of Commerce to deliver resources and events that support local businesses within the City of Canada Bay.	Manager Place and Events



Goal 3.4 Ensure the built environment respects neighbourhood character and responds deftly to evolving community needs

PRINCIPAL ACTIVITY 3.4.1 EFFECTIVELY PLAN FOR FUTURE GROWTH BY BALANCING REGIONAL PRIORITIES WITH LOCAL VALUES.

Reference	Deliverable	Responsibility
3.4.1.1	Finalise the Planning Proposal for Stage 2 of the Parramatta Road Corridor.	Manager Strategic Planning
3.4.1.2	Prepare the Planning Proposal for the land around the Metro station in Five Dock.	Manager Strategic Planning
3.4.1.3	Prepare a Street Design Guide for the Homebush Transport Oriented Development Area.	Manager Strategic Planning
3.4.1.4	Review the Local Strategic Planning Statement.	Manager Strategic Planning

PRINCIPAL ACTIVITY 3.4.2 IMPLEMENT BEST PRACTICE LAND USE PLANNING AND CONSTRUCTION APPROACHES TO DELIVER QUALITY DEVELOPMENT OUTCOMES.

This Delivery Program strategy is being delivered in the Statutory Planning business unit work plan.

PERFORMANCE MEASURES

Measure	Baseline	Target	Frequency
Percentage of people and businesses who agree town centres are vibrant**	57% (2019-20)	Maintain or improve	Biennially
Average number of days to assess Development Applications*	101 (2024-2025)	101 days*** (2025-2026)	Six monthly and annually
Percentage of planned environmental health inspections completed according to the inspection schedule*	100% (2023-24)	100%	Six monthly and annually

* Outcomes that Council can control

** Outcomes that Council can influence

***State Government Average Assessment Days Expectation for 2025-2026. NSW Government Development Application Assessment Table

Direction 4: Infrastructure and Transport

Direction 4: Infrastructure and Transport

COMMUNITY OUTCOME

Traffic and parking are managed well to improve road and pedestrian safety and minimise congestion. There are more opportunities to walk, cycle and use public transport. Our public assets – including parks, seawalls, roads and cycleways – are in great condition and able to meet growing local and visitor population demands.



SOCIAL



ECONOMIC



ENVIRONMENTAL

OUR FUTURE 2036 GOALS

1. Manage local assets to ensure they continue to meet the City's needs and address climate adaptation issues
2. Manage traffic and parking to minimise congestion and improve the City's road safety
3. Encourage active and accessible transport opportunities

OUR PARTNERS

- Community groups and organisations
- Business and industry
- Chambers of Commerce
- Southern Sydney Regional Organisation of Councils (SSROC)
- NSW Government
- Transport for NSW
- Federal Government

HOW THE COMMUNITY CAN SUPPORT THIS OUTCOME

- Have your say during community engagement
- Provide feedback on public exhibitions of policies, strategies, and plans
- Choose to walk, cycle, and use public transport to get around
- Report any issues with roads and footpaths to Council

COUNCIL BUSINESS UNITS THAT SUPPORT THIS OUTCOME

- Strategic Asset Services and Innovation
- Roads and Traffic
- Project Management Office
- Building Services and Fleet
- Open Space

*A contractor cleaning
Bayview Park Boat
Ramp at Concord.*



Direction 4: Principal activities and deliverables

Goal 4.1 Manage local assets to ensure they continue to meet the City's needs and address climate adaptation issues

PRINCIPAL ACTIVITY 4.1.1 IMPLEMENT THE ASSET MANAGEMENT STRATEGY AND PLANS.		
Reference	Deliverable	Responsibility
4.1.1.1	Establish comprehensive design and specification standards to inform the planning and construction of assets in alignment with community and Council requirements.	Manager Building Services and Fleet
4.1.1.2	Develop Powells Creek Flood Plain Risk Management Plan.	Manager Strategic Asset Services and Innovation
4.1.1.3	Develop Rhodes and Yaralla Bay Flood Study.	Manager Strategic Asset Services and Innovation

Goal 4.2 Manage traffic and parking to minimise congestion and improve the City's road safety

PRINCIPAL ACTIVITY 4.2.1 PLAN, DELIVER AND MANAGE TRAFFIC, PARKING AND ROAD SAFETY, TO SUPPORT POPULATION CHANGE.		
Reference	Deliverable	Responsibility
4.2.1.1	Facilitate regular meetings of the Local Transport Forum.	Manager Roads and Traffic

Goal 4.3 Encourage active and accessible transport opportunities

PRINCIPAL ACTIVITY 4.3.1 SUPPORT AND ADVOCATE FOR SAFE AND ACCESSIBLE PUBLIC TRANSPORT NETWORKS.		
This principal activity is being delivered in the Roads and Traffic business unit work plan.		

PRINCIPAL ACTIVITY 4.3.2 PLAN AND DELIVER ACTIVE TRANSPORT OPPORTUNITIES.		
This principal activity is being delivered in the Roads and Traffic business unit work plan.		






PERFORMANCE MEASURES			
Measure	Baseline	Target	Frequency
Number of participants in car safety seat fittings and road safety activities*	193 (2023-24)	Maintain or increase	Annually
Metres of new active travel assets (footpaths, shared paths, on-road cycleways) delivered.*	n/a	Workload measure (delivered per program)	Annually
Percentage of road surfaces rated in satisfactory condition or better.**	91% (2019-20)	>90%	Annually

*Outcomes that Council can control

**Outcomes that Council can influence

Direction 5: Civic Leadership

Direction 5: Civic Leadership	
COMMUNITY OUTCOME	
<p>Council leads the way with ethical and effective decision making to ensure a sustainable, financially secure, and resilient future for the City of Canada Bay. It is easy for people to find out about what is happening in their community and how they can get involved in decisions that affect them. Our community's quality of life is improved by thoughtful use of 'smart city' technology.</p>	
<div style="display: flex; justify-content: space-around; align-items: center;"> <div style="text-align: center;">  <p>CIVIC</p> </div> <div style="text-align: center;">  <p>ENVIRONMENTAL</p> </div> <div style="text-align: center;">  <p>ECONOMIC</p> </div> </div>	
OUR FUTURE 2036 GOALS	
<ol style="list-style-type: none"> 1. Council is accountable, efficient, and ready to meet future challenges 2. Council is supported by a skilled and efficient workforce that is equipped to meet the needs of a growing community 3. Council works with partners to actively shape the City's future 4. The City of Canada Bay community is well informed and eager to engage in issues and decisions that impact them 	
OUR PARTNERS	
<ul style="list-style-type: none"> - Community groups and organisations - Residents and ratepayers - Business and industry - Southern Sydney Regional Organisation of Councils (SSROC) - Office of Local Government - NSW Government - Federal Government 	
HOW THE COMMUNITY CAN SUPPORT THIS OUTCOME	
<ul style="list-style-type: none"> - Learn about how Council operates and how decisions are made - Participate in community engagement events related to finance, environment, and high-profile projects - Get to know what Council does through newsletters and other communication channels, including social media - Interact with and use Council's smart technology, including smart parking and smart signs 	
COUNCIL BUSINESS UNITS THAT SUPPORT THIS OUTCOME	
<ul style="list-style-type: none"> - Executive and Councillor Support - Communications and Engagement - People and Culture - Digital and Information Services 	<ul style="list-style-type: none"> - Finance and Procurement - Governance and Risk - Property Strategy and Leasing - Corporate Strategy and Business Improvement



Footpath in front of
newly opened Rhodes
Recreation Centre.



Direction 5: Principal activities and deliverables

Goal 5.1 Council is accountable, efficient, and ready to meet future challenges

PRINCIPAL ACTIVITY 5.1.1 ENSURE DECISION MAKING IS OPEN, ACCOUNTABLE, AND INFORMED BY COMMUNITY ENGAGEMENT, INTEGRATED PLANNING AND RISK MANAGEMENT

Reference	Deliverable	Responsibility
5.1.1.1	Complete the review of the Community Engagement Strategy.	Manager Communications and Engagement
5.1.1.2	Prepare the Annual Report by November 2026.	Director Corporate Services and Strategy
5.1.1.3	Commence development of the next Community Strategic Plan.	Director Corporate Services and Strategy

PRINCIPAL ACTIVITY 5.1.2 STRENGTHEN COUNCIL'S FINANCIAL OPERATIONS AND PROCESSES

Reference	Deliverable	Responsibility
5.1.2.1	Review Council's property portfolio and recommend appropriate management actions.	Manager Property Strategy and Leasing Manager Building Services and Fleet
5.1.2.2	Implement Council's long term accommodation strategy which includes administration, civic and operations.	Manager Property Strategy and Leasing
5.1.2.3	Deliver actions in the Water Efficiency Plan.	Manager Sustainability and Waste

PRINCIPAL ACTIVITY 5.1.3 IMPLEMENT ENVIRONMENTALLY SUSTAINABLE PRACTICES AND MEASURES ACROSS COUNCIL ASSETS AND SERVICES

Reference	Deliverable	Responsibility
5.1.3.1	Develop and implement an EV transition program for operational fleet and leaseback vehicles.	Manager Building Services and Fleet



Goal 5.2 Council is supported by a skilled and efficient workforce that is equipped to meet the needs of a growing community

PRINCIPAL ACTIVITY 5.2.1 ESTABLISH TIMELY PLANS FOR FUTURE WORKFORCE NEEDS AND DELIVER THE WORKFORCE MANAGEMENT PLAN.

Reference	Deliverable	Responsibility
5.2.1.1	Implement the Workforce Management Plan strategies for 2025-2029.	Manager People and Culture

PRINCIPAL ACTIVITY 5.2.2 PROMOTE COUNCIL AS AN EMPLOYER OF CHOICE WITH A TALENTED AND VALUED WORKFORCE.

Reference	Deliverable	Responsibility
5.2.2.1	Embed the Safety-First culture throughout the organisation through the implementation of the Health, Safety and Wellbeing Strategy and Framework.	Manager People and Culture

PRINCIPAL ACTIVITY 5.2.3 IMPLEMENT BEST PRACTICE TECHNOLOGY AND PROCESSES.

Reference	Deliverable	Responsibility
5.2.3.1	Implement recommendations from Council's Cyber Security Audit.	Manager Digital Information Systems
5.2.3.2	Undertake Project Management Office Support and Administration process and system improvements.	Manager Project Management Office

PRINCIPAL ACTIVITY 5.2.4 DELIVER BUSINESS AND SERVICE DELIVERY IMPROVEMENTS.

Reference	Deliverable	Responsibility
5.2.4.1	Undertake two Service Reviews, consistent with the Service Review Framework.	Director Corporate Services and Strategy
5.2.4.2	Establish a panel of suppliers that will enable more efficient service delivery by City Assets.	Manager Building Services and Fleet

Goal 5.3 Council works with partners to actively shape the City's future

PRINCIPAL ACTIVITY 5.3.1 ENGAGE WITH STAKEHOLDERS AND PARTNERS TO ADVOCATE FOR THE CITY OF CANADA BAY COMMUNITY.

Reference	Deliverable	Responsibility
5.3.1.1	Coordinate project related grants submissions and management.	Manager Project Management Office
5.3.1.2	Manage the Sydney Metro works within public roads in accordance with the Sydney Metro Interface Agreement and relevant legislation.	Manager Project Management Office

Goal 5.4 Support a well-informed and engaged community that can participate in issues and decisions that affect them

PRINCIPAL ACTIVITY 5.4.1 ENSURE THE COMMUNITY IS WELL-INFORMED THROUGH HIGH QUALITY, ACCESSIBLE AND TIMELY INFORMATION


This principal activity is being delivered within the Communications and Engagement business unit work plan.

PERFORMANCE MEASURES

Measure	Baseline	Target	Frequency of reporting
Percentage of scheduled operational activities that are on track for completion within the project timeframe*	95% (June 2024)	80%	Six monthly and annually
Percentage of scheduled capital infrastructure projects that are on track for completion within the project timeframe*	79% (June 2024)	80%	Six monthly and annually
Percentage of high impact projects with a community engagement plan*	100% (2022-24)	100%	Annually
Percentage of rates collected by due date**	95% (2021-22)	95%	Annually
Cash expense cover ratio*	-	>3 months	Annually
Debt service cover ratio*	-	>2.00x	Annually
Operating performance ratio*	-	>0.00%	Annually
Own source operating revenue ratio*	-	>60%	Annually
Unrestricted current ratio*	-	>1.5x	Annually

* Outcomes that Council can control

** Outcomes that Council can influence



The rotunda at
Cabarita Park,
Cabarita.

Enjoying a stroll
at Rhodes
water front.

Resourcing



Resourcing strategy

Council plans and budgets to achieve the Community Strategic Plan outcomes through development of a Resourcing Strategy at the start of each Council term and undertaking regular reviews of the Resourcing Strategy throughout the term of office. The Resourcing Strategy is comprised of the following three elements:

PEOPLE:

A Workforce Management Strategy that builds the capacity and capability of our staff to ensure we provide the best services and outcomes for you.



ASSETS:

Asset Management Strategy and Plans to ensure that our existing assets are well maintained and that new assets are planned strategically to meet current and future needs.



FINANCES:

A Long-term Financial Plan that provides for financial security to deliver our services and resilience to recover from shocks.



The Resourcing Strategy plans ahead for the next 10 years, anticipating the changing needs of our growing community and adjusting annually as trends and challenges impact on the services that we deliver.

Statement of revenue

Policy



*Council staff working to repair
a road in Chiswick.*

Overview

This Statement of Revenue Policy identifies where Council expects its revenue to be derived during 2026-2027, and how it intends to expend that revenue in order to deliver this year's Operational Plan.

The Statement of Revenue Policy includes estimates of income and expenditure,

with a detailed budget for the Operational Plan's deliverables.

It provides information about the rates and special rates that will apply across the City in 2026-2027, and the fees and charges that will be levied for some of the services the Council provides to the community.

It also includes a pricing methodology that demonstrates how the Council has arrived at its schedule of fees and charges.

The estimated income and expenditure for Council's operating and capital budgets are presented in the table below.

Estimated income and expenditure	Forecast 2026-2027	Forecast 2027-2028	Forecast 2028-2029	Forecast 2029-2030
Operational budget				
Operating income	\$	\$	\$	\$
Rates and annual charges	80,164,555	85,598,236	89,332,884	93,178,529
User fees and charges	24,917,872	25,661,998	26,454,637	27,248,279
Other revenue	7,827,262	8,051,905	8,283,804	8,523,209
Grants and contributions provided for operating purposes	11,585,208	7,195,787	7,383,701	7,271,325
Interest and investment income	8,583,750	8,807,382	9,110,165	9,258,374
Other Income	6,042,356	6,308,596	6,490,288	6,677,857
Income from continuing operations excl Capital grants	139,121,003	141,623,904	147,055,479	152,157,573
Expenses from continuing operations	\$	\$	\$	\$
Employee costs	59,022,554	60,408,672	61,840,334	63,386,237
Materials and services	49,558,137	49,071,592	51,978,330	52,928,272
Borrowings	515,968	477,900	438,150	396,642
Other expenses	7,405,181	7,445,178	7,487,806	7,808,936
Net loss from disposal of assets	0	0	0	0
Depreciation	22,399,200	23,328,314	24,504,036	25,787,098
Total operating expenditure	138,901,041	140,731,656	146,248,656	150,307,185
Operational result - surplus/(deficit)	219,962	892,249	806,823	1,850,388
Capital budget				
Capital income	\$	\$	\$	\$
Grants and contributions provided for capital purposes	64,696,425	24,700,000	21,800,000	21,700,000
New loans	0	0	0	0
Proceeds from the disposal of assets	703,000	960,000	970,000	942,000
Total Capital income	65,399,425	25,660,000	22,770,000	22,642,000
Capital expenses				
Capital expenditure	39,069,861	31,497,388	35,491,091	41,546,509
Capital expenditure - principal loan	862,913	900,980	940,731	982,238
Capital expenditure - other	1,220,485	1,010,612	456,236	31,873
Total capital expenditure	41,153,258	33,408,981	36,888,057	42,560,620
Capital result - surplus/(deficit)	24,246,167	(7,748,981)	(14,118,057)	(19,918,620)
Funding movements	\$	\$	\$	\$
Add back depreciation and amortisation - non cash item	22,399,200	23,328,314	24,504,036	25,787,098
Transfer from reserve	21,397,541	12,757,380	16,923,612	21,127,085
Transfer to reserve	68,262,869	29,228,962	28,116,414	28,845,951
Total funding movements	(24,466,129)	6,856,732	13,311,234	18,068,232
Net result - surplus/(deficit)	0	0	0	(0)
Operating ratio	0.16%	0.63%	0.55%	1.22%

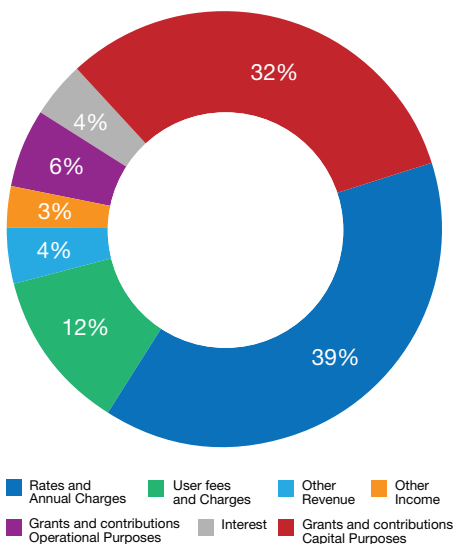
Income statement

	Forecast 2026-2027	Forecast 2027-2028	Forecast 2028-2029	Forecast 2029-2030
Income from continuing operations	\$	\$	\$	\$
Rates and annual charges	80,164,555	85,598,236	89,332,884	93,178,529
User fees and charges	24,917,872	25,661,998	26,454,637	27,248,279
Other revenue	7,827,262	8,051,905	8,283,804	8,523,209
Grants and contributions provided for operating purposes	11,585,208	7,195,787	7,383,701	7,271,325
Grants and contributions provided for capital purposes	64,696,425	24,700,000	21,800,000	21,700,000
Interest and investment income	8,583,750	8,807,382	9,110,165	9,258,374
Other Income	6,042,356	6,308,596	6,490,288	6,677,857
Total income from continuing operations	203,817,428	166,323,904	168,855,479	173,857,573
Expenses from continuing operations	\$	\$	\$	\$
Employee costs	59,022,554	60,408,672	61,840,334	63,386,237
Materials and services	49,558,137	49,071,592	51,978,330	52,928,272
Borrowings	515,968	477,900	438,150	396,642
Other expenses	7,405,181	7,445,178	7,487,806	7,808,936
Net loss from disposal of assets	0	0	0	0
Total expenses from continuing operations excluding depreciation	116,501,841	117,403,342	121,744,620	124,520,087
Operating result from continuing operations excluding depreciation	87,315,587	48,920,563	47,110,859	49,337,486
Depreciation	22,399,200	23,328,314	24,504,036	25,787,098
Operating result from continuing operations	64,916,387	25,592,249	22,606,823	23,550,388
Net operating result for the year attributable to Council	64,916,387	25,592,249	22,606,823	23,550,388
Net operating result for the year before grants and contributions provided for capital purposes	219,962	892,249	806,823	1,850,388
Operating Ratio	0.16%	0.63%	0.55%	1.22%%

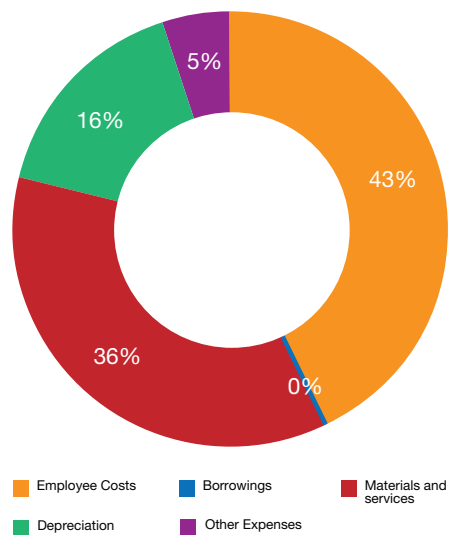
Proposed borrowings for 2026-2027

Nil.

Operating income 2026-2027



Operating expenditure 2026-2027



Combined budget summary 2026-27 - Executive Services

Business units

- Executive Services
- General Manager
- Communications and Engagement
- People and Culture

Executive Services	Forecast 2026-2027	Forecast 2027-2028	Forecast 2028-2029	Forecast 2029-2030
Income from continuing operations	\$	\$	\$	\$
Rates and annual charges	0	0	0	0
User fees and charges	0	0	0	0
Other revenue	0	0	0	0
Grants and contributions provided for operating purposes	335,523	335,523	335,523	335,523
Interest	0	0	0	0
Other income	0	0	0	0
Total income from continuing operations	335,523	335,523	335,523	335,523
Expenses from continuing operations	\$	\$	\$	\$
Employee costs	5,498,174	5,635,632	5,776,523	5,920,935
Materials and services	1,411,185	1,487,189	1,498,568	1,578,369
Borrowings	0	0	0	0
Other expenses	29,223	30,245	31,304	32,399
Depreciation	0	0	0	0
Total expenses from continuing operations	6,938,583	7,153,066	7,306,395	7,531,703
Surplus/(deficit) from continuing operations	(6,603,060)	(6,817,543)	(6,970,872)	(7,196,180)

Business unit

General Manager

General Manager	Forecast 2026-2027	Forecast 2027-2028	Forecast 2028-2029	Forecast 2029-2030
Income from continuing operations	\$	\$	\$	\$
Rates and annual charges	0	0	0	0
User fees and charges	0	0	0	0
Other revenue	0	0	0	0
Grants and contributions provided for operating purposes	0	0	0	0
Interest	0	0	0	0
Other income	0	0	0	0
Total income from continuing operations	0	0	0	0
Expenses from continuing operations	\$	\$	\$	\$
Employee costs	845,121	866,251	887,908	910,105
Materials and services	657,971	679,742	702,249	725,518
Borrowings	0	0	0	0
Other expenses	29,223	30,245	31,304	32,399
Depreciation	0	0	0	0
Total expenses from continuing operations	1,532,315	1,576,238	1,621,461	1,668,022
Surplus/(deficit) from continuing operations	(1,532,315)	(1,576,238)	(1,621,461)	(1,668,022)

**Business unit
Communications and Engagement**

Manager Communications and Engagement	Forecast 2026-2027	Forecast 2027-2028	Forecast 2028-2029	Forecast 2029-2030
Income from continuing operations	\$	\$	\$	\$
Rates and annual charges	0	0	0	0
User fees and charges	0	0	0	0
Other revenue	0	0	0	0
Grants and contributions for operating purposes	0	0	0	0
Interest	0	0	0	0
Other income	0	0	0	0
Total income from continuing operations	0	0	0	0
Expenses from continuing operations	\$	\$	\$	\$
Employee costs	1,207,896	1,238,096	1,269,048	1,300,774
Materials and services	401,823	414,421	427,429	440,862
Borrowings	0	0	0	0
Other expenses	0	0	0	0
Depreciation	0	0	0	0
Total expenses from continuing operations	1,609,719	1,652,517	1,696,477	1,741,636
Surplus/(deficit) from continuing operations	(1,609,719)	(1,652,517)	(1,696,477)	(1,741,636)

**Business unit
People and Culture**

Manager People and Culture	Forecast 2026-2027	Forecast 2027-2028	Forecast 2028-2029	Forecast 2029-2030
Income from continuing operations	\$	\$	\$	\$
Rates and annual charges	0	0	0	0
User fees and charges	0	0	0	0
Other revenue	0	0	0	0
Grants and contributions provided for operating purposes	335,523	335,523	335,523	335,523
Interest	0	0	0	0
Other income	0	0	0	0
Total income from continuing operations	335,523	335,523	335,523	335,523
Expenses from continuing operations	\$	\$	\$	\$
Employee costs	3,445,157	3,531,285	3,619,567	3,710,056
Materials and services	351,391	393,026	368,890	411,989
Borrowings	0	0	0	0
Other expenses	0	0	0	0
Depreciation	0	0	0	0
Total expenses from continuing operations	3,796,548	3,924,311	3,988,457	4,122,045
Surplus/(deficit) from continuing operations	(3,461,025)	(3,588,788)	(3,652,934)	(3,786,522)

Combined budget summary 2026-27 – Corporate Services and Strategy

Business units

- Director Corporate Services and Strategy
- Finance and procurement
- Digital and Information Services
- Property Strategy and Leasing
- Governance and Risk

Corporate Services and Strategy	Forecast 2026-2027	Forecast 2027-2028	Forecast 2028-2029	Forecast 2029-2030
Income from continuing operations	\$	\$	\$	\$
Rates and annual charges	59,141,491	62,297,704	65,727,163	68,355,482
User fees and charges	608,209	626,456	645,816	665,192
Other revenue	1,415,671	1,456,300	1,498,242	1,541,541
Grants and contributions provided for operational purposes	3,874,079	3,903,174	3,931,930	3,960,297
Interest	8,583,750	8,807,382	9,110,165	9,258,374
Other income	6,015,520	6,280,990	6,461,887	6,648,636
Total income from continuing operations	79,638,720	83,372,006	87,375,203	90,429,522
Expenses from continuing operations	\$	\$	\$	\$
Employee costs	9,412,235	9,647,544	9,888,765	10,135,997
Materials and services	10,071,293	10,417,668	11,520,729	10,883,784
Borrowings	515,968	477,900	438,150	396,642
Other expenses	2,738,660	2,834,513	2,933,721	3,036,402
Depreciation	12,791,500	13,319,109	13,788,055	14,708,468
Total expenses from continuing operations	35,529,657	36,696,734	38,569,420	39,161,293
Surplus/(deficit) from continuing operations	44,109,063	46,675,272	48,805,783	51,268,229

Business unit

Director Corporate Services and Strategy

Director Corporate Services and Strategy	Forecast 2026-2027	Forecast 2027-2028	Forecast 2028-2029	Forecast 2029-2030
Income from continuing operations	\$	\$	\$	\$
Rates and annual charges	0	0	0	0
User fees and charges	0	0	0	0
Other revenue	0	0	0	0
Grants and contributions provided for operating purposes	0	0	0	0
Interest	0	0	0	0
Other income	0	0	0	0
Total income from continuing operations	0	0	0	0
Expenses from continuing operations	\$	\$	\$	\$
Employee costs	983,407	1,007,991	1,033,191	1,059,022
Materials and services	117,781	120,667	126,157	129,250
Borrowings	0	0	0	0
Other expenses	0	0	0	0
Depreciation	0	0	0	0
Total expenses from continuing operations	1,101,188	1,128,658	1,159,348	1,188,272
Surplus/(deficit) from continuing operations	(1,101,188)	(1,128,658)	(1,159,348)	(1,188,272)

Business unit
Chief Financial Officer

Chief Financial Officer	Forecast 2026-2027	Forecast 2027-2028	Forecast 2028-2029	Forecast 2029-2030
Income from continuing operations	\$	\$	\$	\$
Rates and annual charges	59,141,491	62,297,704	65,727,163	68,355,482
User fees and charges	553,045	569,636	587,239	604,857
Other revenue	209,817	215,838	222,054	228,471
Grants and contributions provided for operating purposes	3,874,079	3,903,174	3,931,930	3,960,297
Interest	8,583,750	8,807,382	9,110,165	9,258,374
Other income	0	0	0	0
Total income from continuing operations	72,362,182	75,793,734	79,578,551	82,407,481
Expenses from continuing operations	\$	\$	\$	\$
Employee costs	2,516,954	2,579,881	2,644,411	2,710,531
Materials and services	899,384	925,663	952,796	980,814
Borrowings	515,968	477,900	438,150	396,642
Other expenses	2,738,660	2,834,513	2,933,721	3,036,402
Depreciation	12,791,500	13,319,109	13,788,055	14,708,468
Total expenses from continuing operations	19,462,466	20,137,066	20,757,133	21,832,857
Surplus/(deficit) from continuing operations	52,899,716	55,656,668	58,821,418	60,574,624

Business unit
Chief Digital and Information Officer

Chief Digital and Information Officer	Forecast 2026-2027	Forecast 2027-2028	Forecast 2028-2029	Forecast 2029-2030
Income from continuing operations	\$	\$	\$	\$
Rates and annual charges	0	0	0	0
User fees and charges	40,950	42,179	43,484	44,789
Other revenue	1,620	1,666	1,714	1,764
Grants and contributions provided for operating purposes	0	0	0	0
Interest	0	0	0	0
Other income	0	0	0	0
Total income from continuing operations	42,570	43,845	45,198	46,553
Expenses from continuing operations	\$	\$	\$	\$
Employee costs	4,013,736	4,114,081	4,216,932	4,322,355
Materials and services	5,014,902	5,198,469	5,370,581	5,319,339
Borrowings	0	0	0	0
Other expenses	0	0	0	0
Depreciation	0	0	0	0
Total expenses from continuing operations	9,028,638	9,312,550	9,587,513	9,641,694
Surplus/(deficit) from continuing operations	(8,986,068)	(9,268,705)	(9,542,315)	(9,595,141)

Business unit
Property Strategy and Leasing

Manager Property Strategy and Leasing	Forecast 2026-2027	Forecast 2027-2028	Forecast 2028-2029	Forecast 2029-2030
Income from continuing operations	\$	\$	\$	\$
Rates and annual charges	0	0	0	0
User fees and charges	14,214	14,641	15,093	15,546
Other revenue	1,184,800	1,218,804	1,253,906	1,290,144
Grants and contributions provided for operational purposes	0	0	0	0
Interest	0	0	0	0
Other income	6,015,520	6,280,990	6,461,887	6,648,636
Total income from continuing operations	7,214,534	7,514,435	7,730,886	7,954,326
Expenses from continuing operations	\$	\$	\$	\$
Employee costs	1,147,414	1,176,098	1,205,501	1,235,640
Materials and services	1,347,317	1,391,301	1,436,922	1,484,252
Borrowings	0	0	0	0
Other expenses	0	0	0	0
Depreciation	0	0	0	0
Total expenses from continuing operations	2,494,731	2,567,399	2,642,423	2,719,892
Surplus/(deficit) from continuing operations	4,719,803	4,947,036	5,088,463	5,234,434

Business unit
Governance and Risk

Manager Governance and Risk	Forecast 2026-2027	Forecast 2027-2028	Forecast 2028-2029	Forecast 2029-2030
Income from continuing operations	\$	\$	\$	\$
Rates and annual charges	0	0	0	0
User fees and charges	0	0	0	0
Other revenue	19,434	19,992	20,568	21,162
Grants and contributions provided for operating purposes	0	0	0	0
Interest	0	0	0	0
Other income	0	0	0	0
Total income from continuing operations	19,434	19,992	20,568	21,162
Expenses from continuing operations	\$	\$	\$	\$
Employee costs	750,725	769,493	788,730	808,449
Materials and services	2,691,910	2,781,568	3,634,273	2,970,129
Borrowings	0	0	0	0
Other expenses	0	0	0	0
Depreciation	0	0	0	0
Total expenses from continuing operations	3,442,635	3,551,061	4,423,003	3,778,578
Surplus/(deficit) from continuing operations	(3,423,201)	(3,531,069)	(4,402,435)	(3,757,416)

Combined budget summary 2026-27 – Environment and Planning

Business units

- Director Environment and Planning
- Health, Building and Compliance
- Sustainability and Waste
- Strategic Planning
- Statutory Planning

Environment and Planning	Forecast 2026-2027	Forecast 2027-2028	Forecast 2028-2029	Forecast 2029-2030
Income from continuing operations	\$	\$	\$	\$
Rates and annual charges	21,023,064	23,300,532	23,605,721	24,823,047
User fees and charges	4,612,696	4,751,076	4,897,885	5,044,822
Other revenue	6,083,450	6,258,046	6,438,279	6,624,347
Grants and contributions provided for operational purposes	1,044,858	418,115	550,398	375,144
Interest	0	0	0	0
Other income	26,836	27,606	28,401	29,221
Total income from continuing operations	32,790,904	34,755,375	35,520,684	36,896,581
Expenses from continuing operations	\$	\$	\$	\$
Employee costs	9,926,908	10,175,472	10,351,383	10,610,174
Materials and services	17,516,558	18,672,745	20,017,464	21,026,939
Borrowings	0	0	0	0
Other expenses	3,967,450	3,884,927	3,803,470	3,996,172
Depreciation	0	113,273	127,189	172,175
Total expenses from continuing operations	31,410,915	32,846,416	34,299,507	35,805,460
Surplus/(deficit) from continuing operations	1,379,989	1,908,959	1,221,177	1,091,121

Business unit

Director Environment and Planning

Director Environment and Planning	Forecast 2026-2027	Forecast 2027-2028	Forecast 2028-2029	Forecast 2029-2030
Income from continuing operations	\$	\$	\$	\$
Rates and annual charges	0	0	0	0
User fees and charges	0	0	0	0
Other revenue	36,050	37,085	38,153	39,256
Grants and contributions provided for operating purposes	0	0	0	0
Interest	0	0	0	0
Other income	0	0	0	0
Total income from continuing operations	36,050	37,085	38,153	39,256
Expenses from continuing operations	\$	\$	\$	\$
Employee costs	410,012	420,262	430,769	441,539
Materials and services	320,536	327,320	334,251	341,332
Borrowings	0	0	0	0
Other expenses	210,125	217,479	225,091	232,969
Depreciation	0	0	0	0
Total expenses from continuing operations	940,673	965,061	990,111	1,015,840
Surplus/(deficit) from continuing operations	(904,623)	(927,976)	(951,958)	(976,584)

**Business unit
Health, Building and Compliance**

Manager Health, Building and Compliance	Forecast 2026-2027	Forecast 2027-2028	Forecast 2028-2029	Forecast 2029-2030
Income from continuing operations	\$	\$	\$	\$
Rates and annual charges	0	0	0	0
User fees and charges	1,715,263	1,766,719	1,821,312	1,875,952
Other revenue	6,026,800	6,199,770	6,378,324	6,562,658
Grants and contributions provided for operating purposes	0	0	0	0
Interest	0	0	0	0
Other income	15,836	16,290	16,759	17,243
Total income from continuing operations	7,757,899	7,982,779	8,216,395	8,455,853
Expenses from continuing operations	\$	\$	\$	\$
Employee costs	4,347,339	4,456,025	4,567,423	4,681,607
Materials and services	1,111,450	1,136,265	1,161,661	1,187,654
Borrowings	0	0	0	0
Other expenses	0	0	0	0
Depreciation	0	0	0	0
Total expenses from continuing operations	5,458,789	5,592,290	5,729,084	5,869,261
Surplus/(deficit) from continuing operations	2,299,110	2,390,489	2,487,311	2,586,592

**Business unit
Sustainability and Waste**

Manager Sustainability and Waste	Forecast 2026-2027	Forecast 2027-2028	Forecast 2028-2029	Forecast 2029-2030
Income from continuing operations	\$	\$	\$	\$
Rates and annual charges	21,023,064	23,300,532	23,605,721	24,823,047
User fees and charges	1,323,924	1,363,642	1,405,778	1,447,951
Other revenue	20,600	21,191	21,802	22,433
Grants and contributions provided for operating purposes	932,358	405,615	537,898	362,644
Interest	0	0	0	0
Other income	11,000	11,316	11,642	11,978
Total income from continuing operations	23,310,946	25,102,296	25,582,841	26,668,053
Expenses from continuing operations	\$	\$	\$	\$
Employee costs	2,194,319	2,249,567	2,227,332	2,283,020
Materials and services	15,404,488	16,726,900	18,009,009	18,880,019
Borrowings	0	0	0	0
Other expenses	3,732,325	3,641,573	3,551,598	3,735,485
Depreciation	0	113,273	127,189	172,175
Total expenses from continuing operations	21,331,132	22,731,312	23,915,129	25,070,699
Surplus/(deficit) from continuing operations	1,979,814	2,370,984	1,667,712	1,597,354

**Business unit
Strategic Planning**

Manager Strategic Planning	Forecast 2026-2027	Forecast 2027-2028	Forecast 2028-2029	Forecast 2029-2030
Income from continuing operations	\$	\$	\$	\$
Rates and annual charges	0	0	0	0
User fees and charges	360,000	370,800	382,258	393,726
Other revenue	0	0	0	0
Grants and contributions provided for operating purposes	112,500	12,500	12,500	12,500
Interest	0	0	0	0
Other income	0	0	0	0
Total income from continuing operations	472,500	383,300	394,758	406,226
Expenses from continuing operations	\$	\$	\$	\$
Employee costs	1,028,314	1,054,022	1,080,373	1,107,383
Materials and services	547,041	346,476	373,961	476,497
Borrowings	0	0	0	0
Other expenses	25,000	25,875	26,781	27,718
Depreciation	0	0	0	0
Total expenses from continuing operations	1,600,355	1,426,373	1,481,115	1,611,598
Surplus/(deficit) from continuing operations	(1,127,855)	(1,043,073)	(1,086,357)	(1,205,372)

**Business unit
Statutory Planning**

Manager Statutory Planning	Forecast 2026-2027	Forecast 2027-2028	Forecast 2028-2029	Forecast 2029-2030
Income from continuing operations	\$	\$	\$	\$
Rates and annual charges	0	0	0	0
User fees and charges	1,213,509	1,249,915	1,288,537	1,327,193
Other revenue	0	0	0	0
Grants and contributions provided for operating purposes	0	0	0	0
Interest	0	0	0	0
Other income	0	0	0	0
Total income from continuing operations	1,213,509	1,249,915	1,288,537	1,327,193
Expenses from continuing operations	\$	\$	\$	\$
Employee costs	1,946,923	1,995,596	2,045,486	2,096,625
Materials and services	133,043	135,784	138,582	141,437
Borrowings	0	0	0	0
Other expenses	0	0	0	0
Depreciation	0	0	0	0
Total expenses from continuing operations	2,079,966	2,131,380	2,184,068	2,238,062
Surplus/(deficit) from continuing operations	(866,457)	(881,465)	(895,531)	(910,869)

Combined budget summary 2026-27 – City Assets

Business units

- Director City Assets
- Strategic Asset Services and Innovation
- Roads and Traffic
- Open Space
- Building Services and Fleet
- Project Management Office

City Assets	Forecast 2026-2027	Forecast 2027-2028	Forecast 2028-2029	Forecast 2029-2030
Income from continuing operations	\$	\$	\$	\$
Rates and annual charges	0	0	0	0
User fees and charges	7,631,900	7,857,446	8,099,922	8,342,919
Other revenue	10,174	10,466	10,768	11,079
Grants and contributions provided for operating purposes	5,395,714	1,606,551	1,619,877	1,635,471
Interest	0	0	0	0
Other income	0	0	0	0
Total income from continuing operations	13,037,788	9,474,463	9,730,567	9,989,469
Expenses from continuing operations	\$	\$	\$	\$
Employee costs	18,006,015	18,366,440	18,825,603	19,296,247
Materials and services	16,549,506	14,382,577	14,721,038	15,100,818
Borrowings	0	0	0	0
Other expenses	302,731	316,050	327,112	338,561
Depreciation	9,112,100	9,385,464	10,063,010	10,364,900
Total expenses from continuing operations	43,970,351	42,450,531	43,936,763	45,100,526
Surplus/(deficit) from continuing operations	(30,932,563)	(32,976,068)	(34,206,196)	(35,111,057)

Business unit

Director City Assets

Director City Assets	Forecast 2026-2027	Forecast 2027-2028	Forecast 2028-2029	Forecast 2029-2030
Income from continuing operations	\$	\$	\$	\$
Rates and annual charges	0	0	0	0
User fees and charges	0	0	0	0
Other revenue	0	0	0	0
Grants and contributions provided for operating purposes	0	0	0	0
Interest	0	0	0	0
Other income	0	0	0	0
Total income from continuing operations	0	0	0	0
Expenses from continuing operations	\$	\$	\$	\$
Employee costs	836,121	857,022	878,448	900,410
Materials and services	52,211	53,859	55,560	57,318
Borrowings	0	0	0	0
Other expenses	0	0	0	0
Depreciation	0	0	0	0
Total expenses from continuing operations	888,332	910,881	934,008	957,728
Surplus/(deficit) from continuing operations	(888,332)	(910,881)	(934,008)	(957,728)

Business unit
Strategic Asset Services and Innovation

Manager Strategic Asset Services and Innovation	Forecast 2026-2027	Forecast 2027-2028	Forecast 2028-2029	Forecast 2029-2030
Income from continuing operations	\$	\$	\$	\$
Rates and annual charges	0	0	0	0
User fees and charges	119,046	122,617	126,406	130,198
Other revenue	8,969	9,226	9,492	9,766
Grants and contributions provided for operating purposes	269,591	188,700	192,474	196,323
Interest	0	0	0	0
Other income	0	0	0	0
Total income from continuing operations	397,606	320,543	328,372	336,287
Expenses from continuing operations	\$	\$	\$	\$
Employee costs	1,895,146	1,942,524	1,991,085	2,040,862
Materials and services	1,888,086	1,822,088	1,885,528	1,951,635
Borrowings	0	0	0	0
Other expenses	0	0	0	0
Depreciation	1,833,300	1,888,299	1,944,948	2,003,296
Total expenses from continuing operations	5,616,532	5,652,911	5,821,561	5,995,793
Surplus/(deficit) from continuing operations	(5,218,926)	(5,332,368)	(5,493,189)	(5,659,506)

Business unit
Roads and Traffic

Manager Roads and Traffic	Forecast 2026-2027	Forecast 2027-2028	Forecast 2028-2029	Forecast 2029-2030
Income from continuing operations	\$	\$	\$	\$
Rates and annual charges	0	0	0	0
User fees and charges	3,839,758	3,954,953	4,077,160	4,199,474
Other revenue	0	0	0	0
Grants and contributions provided for operating purposes	5,044,734	1,334,834	1,342,726	1,352,777
Interest	0	0	0	0
Other income	0	0	0	0
Total income from continuing operations	8,884,492	5,289,787	5,419,886	5,552,251
Expenses from continuing operations	\$	\$	\$	\$
Employee costs	5,781,238	5,836,051	5,981,958	6,131,506
Materials and services	5,620,746	3,307,529	3,372,221	3,438,264
Borrowings	0	0	0	0
Other expenses	286,039	296,050	306,412	317,136
Depreciation	7,278,800	7,497,165	8,118,062	8,361,604
Total expenses from continuing operations	18,966,822	16,936,795	17,778,653	18,248,510
Surplus/(deficit) from continuing operations	(10,082,330)	(11,647,008)	(12,358,767)	(12,696,259)

**Business unit
Open Space**

Manager Open Space	Forecast 2026-2027	Forecast 2027-2028	Forecast 2028-2029	Forecast 2029-2030
Income from continuing operations	\$	\$	\$	\$
Rates and annual charges	0	0	0	0
User fees and charges	3,175,027	3,266,865	3,367,493	3,468,518
Other revenue	0	0	0	0
Grants and contributions provided for operating purposes	0	0	0	0
Interest	0	0	0	0
Other income	0	0	0	0
Total income from continuing operations	3,175,027	3,266,865	3,367,493	3,468,518
Expenses from continuing operations	\$	\$	\$	\$
Employee costs	6,753,739	6,922,581	7,095,644	7,273,040
Materials and services	4,110,474	4,201,237	4,286,656	4,405,883
Borrowings	0	0	0	0
Other expenses	16,692	20,000	20,700	21,425
Depreciation	0	0	0	0
Total expenses from continuing operations	10,880,905	11,143,818	11,402,000	11,700,348
Surplus/(deficit) from continuing operations	(7,705,878)	(7,876,953)	(8,035,507)	(8,231,830)



Mayor and Ebenezer Mission
Director Min Jung Cha at
Concord Library, where
Ebenezer runs the cafe.

Business unit
Building Services and Fleet

Manager Building Services and Fleet	Forecast 2026-2027	Forecast 2027-2028	Forecast 2028-2029	Forecast 2029-2030
Income from continuing operations	\$	\$	\$	\$
Rates and annual charges	0	0	0	0
User fees and charges	498,069	513,011	528,863	544,729
Other revenue	1,205	1,240	1,276	1,313
Grants and contributions provided for operating purposes	0	0	0	0
Interest	0	0	0	0
Other income	0	0	0	0
Total income from continuing operations	499,274	514,251	530,139	546,042
Expenses from continuing operations	\$	\$	\$	\$
Employee costs	2,349,861	2,408,605	2,468,820	2,530,540
Materials and services	4,797,990	4,916,232	5,037,776	5,162,722
Borrowings	0	0	0	0
Other expenses	0	0	0	0
Depreciation	0	0	0	0
Total expenses from continuing operations	7,147,851	7,324,837	7,506,596	7,693,262
Surplus/(deficit) from continuing operations	(6,648,577)	(6,810,586)	(6,976,457)	(7,147,220)

Business unit
Project Management Office

Manager Project Management Office	Forecast 2026-2027	Forecast 2027-2028	Forecast 2028-2029	Forecast 2029-2030
Income from continuing operations	\$	\$	\$	\$
Rates and annual charges	0	0	0	0
User fees and charges	0	0	0	0
Other revenue	0	0	0	0
Grants and contributions provided for operating purposes	81,389	83,017	84,677	86,371
Interest	0	0	0	0
Other income	0	0	0	0
Total income from continuing operations	81,389	83,017	84,677	86,371
Expenses from continuing operations	\$	\$	\$	\$
Employee costs	389,910	399,657	409,648	419,889
Materials and services	80,000	81,632	83,297	84,996
Borrowings	0	0	0	0
Other expenses	0	0	0	0
Depreciation	0	0	0	0
Total expenses from continuing operations	469,910	481,289	492,945	504,885
Surplus/(deficit) from continuing operations	(388,521)	(398,272)	(408,268)	(418,514)

Combined budget summary 2026-27 – Community Services and Leisure

Business unit

- Director Community, Culture and Leisure
- Library and Community Services
- Venues Management
- Recreation Management
- Place and Events

Community Culture and Leisure	Forecast 2026-2027	Forecast 2027-2028	Forecast 2028-2029	Forecast 2029-2030
Income from continuing operations	\$	\$	\$	\$
Rates and annual charges	0	0	0	0
User fees and charges	12,065,067	12,427,020	12,811,014	13,195,346
Other revenue	317,967	327,093	336,515	346,242
Grants and contributions provided for operating purposes	935,034	932,424	945,973	964,890
Interest	0	0	0	0
Other income	0	0	0	0
Total income from continuing operations	13,318,068	13,686,537	14,093,502	14,506,478
Expenses from continuing operations	\$	\$	\$	\$
Employee costs	16,179,222	16,583,583	17,000,160	17,422,884
Materials and services	4,009,595	4,111,413	4,220,530	4,338,362
Borrowings	0	0	0	0
Other expenses	367,118	379,443	392,199	405,402
Depreciation	495,600	510,468	525,782	541,555
Total expenses from continuing operations	21,051,535	21,584,908	22,136,571	22,708,203
Surplus/(deficit) from continuing operations	(7,733,467)	(7,898,371)	(8,043,069)	(8,201,725)

Business unit

Director - Community Culture and Leisure

Director Community Culture and Leisure	Forecast 2026-2027	Forecast 2027-2028	Forecast 2028-2029	Forecast 2029-2030
Income from continuing operations	\$	\$	\$	\$
Rates and annual charges	0	0	0	0
User fees and charges	0	0	0	0
Other revenue	0	0	0	0
Grants and contributions provided for operating purposes	0	0	0	0
Interest	0	0	0	0
Other income	0	0	0	0
Total income from continuing operations	0	0	0	0
Expenses from continuing operations	\$	\$	\$	\$
Employee costs	386,436	396,098	405,999	416,149
Materials and services	13,301	13,767	14,249	14,748
Borrowings	0	0	0	0
Other expenses	0	0	0	0
Depreciation	0	0	0	0
Total expenses from continuing operations	399,738	409,865	420,248	430,897
Surplus/(deficit) from continuing operations	(399,738)	(409,865)	(420,248)	(430,897)

**Business unit
Place and Events**

Manager Place and Events	Forecast 2026-2027	Forecast 2027-2028	Forecast 2028-2029	Forecast 2029-2030
Income from continuing operations	\$	\$	\$	\$
Rates and annual charges	0	0	0	0
User fees and charges	97,000	99,910	102,997	106,087
Other revenue	174,000	178,995	184,151	189,474
Grants and contributions provided for operating purposes	310,962	317,181	323,525	329,995
Interest	0	0	0	0
Other income	0	0	0	0
Total income from continuing operations	581,962	596,086	610,673	625,556
Expenses from continuing operations	\$	\$	\$	\$
Employee costs	1,283,983	1,316,084	1,351,087	1,382,710
Materials and services	1,029,985	1,051,868	1,074,223	1,097,069
Borrowings	0	0	0	0
Other expenses	134,275	138,975	143,839	148,874
Depreciation	0	0	0	0
Total expenses from continuing operations	2,448,243	2,548,233	2,584,767	2,671,590
Surplus/(deficit) from continuing operations	(1,866,281)	(1,952,147)	(1,960,094)	(2,031,754)

**Business unit
Library and Community Services**

Manager Library and Community Services	Forecast 2026-2027	Forecast 2027-2028	Forecast 2028-2029	Forecast 2029-2030
Income from continuing operations	\$	\$	\$	\$
Rates and annual charges	0	0	0	0
User fees and charges	4,407,830	4,540,065	4,680,353	4,820,764
Other revenue	1,503	1,546	1,590	1,636
Grants and contributions provided for operating purposes	624,072	615,243	622,448	634,895
Interest	0	0	0	0
Other income	0	0	0	0
Total income from continuing operations	5,033,405	5,156,854	5,304,391	5,457,295
Expenses from continuing operations	\$	\$	\$	\$
Employee costs	8,421,400	8,631,810	8,847,488	9,068,548
Materials and services	1,247,384	1,273,312	1,304,142	1,341,177
Borrowings	0	0	0	0
Other expenses	232,843	240,468	248,360	256,528
Depreciation	495,600	510,468	525,782	541,555
Total expenses from continuing operations	10,397,227	10,628,508	10,897,661	11,179,123
Surplus/(deficit) from continuing operations	(5,363,822)	(5,471,654)	(5,593,270)	(5,721,828)

**Business unit
Venues Management**

Manager Venues	Forecast 2026-2027	Forecast 2027-2028	Forecast 2028-2029	Forecast 2029-2030
Income from continuing operations	\$	\$	\$	\$
Rates and annual charges	0	0	0	0
User fees and charges	1,416,341	1,458,831	1,503,908	1,549,025
Other revenue	21,630	22,251	22,892	23,554
Grants and contributions provided for operating purposes	0	0	0	0
Interest	0	0	0	0
Other income	0	0	0	0
Total income from continuing operations	1,437,971	1,481,082	1,526,800	1,572,579
Expenses from continuing operations	\$	\$	\$	\$
Employee costs	488,056	500,257	512,765	525,584
Materials and services	113,316	116,237	119,244	122,343
Borrowings	0	0	0	0
Other expenses	0	0	0	0
Depreciation	0	0	0	0
Total expenses from continuing operations	601,372	616,494	632,009	647,927
Surplus/(deficit) from continuing operations	836,599	864,588	894,791	924,652

**Business unit
Recreation Management**

Manager Recreation	Forecast 2026-2027	Forecast 2027-2028	Forecast 2028-2029	Forecast 2029-2030
Income from continuing operations	\$	\$	\$	\$
Rates and annual charges	0	0	0	0
User fees and charges	6,143,896	6,328,214	6,523,756	6,719,470
Other revenue	120,834	124,301	127,882	131,578
Grants and contributions provided for operating purposes	0	0	0	0
Interest	0	0	0	0
Other income	0	0	0	0
Total income from continuing operations	6,264,730	6,452,515	6,651,638	6,851,048
Expenses from continuing operations	\$	\$	\$	\$
Employee costs	5,599,347	5,739,335	5,882,821	6,029,893
Materials and services	1,605,608	1,656,229	1,708,672	1,763,025
Borrowings	0	0	0	0
Other expenses	0	0	0	0
Depreciation	0	0	0	0
Total expenses from continuing operations	7,204,956	7,395,564	7,591,493	7,792,918
Surplus/(deficit) from continuing operations	(940,226)	(943,049)	(939,855)	(941,870)

Capital projects

Projects	Budget 2026-2027	Budget 2027-2028	Budget 2028-2029	Budget 2029-2030
Buildings	\$	\$	\$	\$
Buildings Renewal Program	1,138,433	1,161,000	1,184,000	1,208,000
Building Accessibility Program	270,000	270,000	270,000	276,750
Community Sports Facility - Five Dock Park	2,742,419	0	0	0
Buildings Project Management	445,779	456,924	468,348	480,056
Renewals - Drummoyne Swimming Centre	110,000	110,000	110,000	110,000
Renewals - Cabarita Swimming Centre	110,000	110,000	110,000	110,000
Sustainability Program - Buildings	180,000	180,000	180,000	180,000
Amenities Building Upgrades	609,000	0	0	0
	0	0	0	150,000
Community Sports Facility - Majors Bay Reserve	0	300,000	1,500,000	1,500,000
Buildings Innovation Program	270,000	270,000	276,750	283,500
Community Sports Facility Upgrade - St Lukes Oval	708,449	0	0	0
Renewal - Town Centres	2,100,000	0	0	0
Shade Structure Renewals Program	100,000	100,000	100,000	100,000
Library Building Upgrades	247,500	230,000	0	0
Wellbank and Victoria Ave Childcare centre upgrades	198,000	220,000	0	0
Amenities Building - Cabarita Park Public Toilet	100,000	500,000	0	0
Canada Bay Swimming Centres Upgrade Investigations	0	0	200,000	205,000
Quarantine Reserve Facilities Upgrades	265,000	0	0	0
Public Toilet - Henry Lawson Park	70,000	350,000	0	0
Sub-total	9,664,580	4,257,924	4,399,098	4,453,306
Finance	\$	\$	\$	\$
Finance	862,913	900,980	940,731	982,238
Sub-total	862,913	900,980	940,731	982,238
Fleet Services	\$	\$	\$	\$
Fleet - Vehicles (Trucks, Utes, Trailers, Mowers)	1,000,000	1,000,000	1,000,000	1,000,000
Fleet - Lease Back Vehicles (Sedans and Wagons)	1,000,000	1,919,000	1,284,000	1,582,000
Small Plant - Engineering	34,000	34,000	36,000	37,000
Small Plant - Parks & Gardens	34,000	34,000	36,000	37,000
Sub-total	2,068,000	2,987,000	2,356,000	2,656,000
Information Systems	\$	\$	\$	\$
Information Technology Projects	889,000	830,000	425,000	0
Laptop, Mobile, and Tablet Purchases	10,000	10,000	10,000	10,000
NAR Cleansing Project	51,485	0	0	0
New Council Website	250,000	150,000	0	0
Sub-total	1,200,485	990,000	435,000	10,000
Library and Community Services	\$	\$	\$	\$
Furniture and Fittings - Concord Library	9,600	10,000	10,400	10,800
Furniture - Five Dock Library	7,600	7,900	8,200	8,500
Library Audio/Visual	62,821	65,722	68,759	71,419
Library Books	324,625	337,610	351,114	358,136
Library Periodicals	45,315	47,128	49,013	49,993
Library Cataloguing and Processing	131,383	136,638	142,103	144,946
Furniture and Fittings - The Learning Space	12,000	12,500	13,000	13,500
Replacement Robot at the Learning Space	0	11,000	0	0
Sub-total	593,344	628,498	642,590	657,295

3,683,213
Revenue Policy

Projects	Budget 2026-2027	Budget 2027-2028	Budget 2028-2029	Budget 2029-2030
Open Space	\$	\$	\$	\$
Synthetic Cricket Wicket Renewal	30,000	30,000	30,000	30,000
Open Space Planning & Recreation	210,260	270,721	277,489	283,213
Outdoor Exercise Equipment Program	0	100,000	0	100,000
Off-Leash Dog Area Upgrades	45,000	45,000	45,000	45,000
Urban Canopy Tree Planting	0	0	0	200,000
Parks Renewal Program	240,000	240,000	240,000	240,000
Upgrade - Timbrell Park Sportsfield	150,000	0	0	0
Playground upgrade - Howse Park	20,000	210,000	0	0
Playground upgrade - Montague Park	0	0	0	20,000
Playground upgrade - Croker Park	0	10,000	245,000	0
Playground upgrade - Peg Paterson Park	0	0	0	20,000
Playground upgrade - Kendall Park	0	20,000	180,000	0
Playground upgrade - Warbrick Park	20,000	180,000	0	0
Playground upgrade - Werrell Reserve	0	0	20,000	170,000
Picket Fence Upgrade - Drummoyne Oval	0	0	0	400,000
	0	0	0	400,000
Sportsfield Renewal- Sid Richards	0	0	0	350,000
Golf Course Safety Screen Program	450,000	450,000	100,000	0
Red Cross Reserve upgrade	0	0	100,000	0
Greening our City 2025 Round 5	290,000	290,000	180,000	0
Rhodes Retaining Wall	0	200,000	0	200,000
Open Space Accessibility Improvements	115,000	250,000	250,000	250,000
Playground upgrade – Rhodes Foreshore Park	500,000	0	0	0
Golf Course Renewals	100,000	100,000	100,000	100,000
Skate Park - Renewals	0	20,000	20,000	20,000
Five Dock Park Masterplan - War Memorial Upgrade	0	20,000	30,000	300,000
Majors Bay Reserve- Carpark delineation	0	0		165,000
Massey Park - Golf Screen Repairs	35,000	0	0	0
The Esplanade - Picnic Setting Renewal	30,000	0	0	0
Battersea Park - Balustrade Renewal	60,000	0	0	0
Playground Upgrade - Maple Park	0	0	20,000	190,000
Sportsfield Renewal - Majors Bay Synthetic Renewal	0	0	600,000	600,000
Sportsfield Renewal - St Lukes North	0	20,000	300,000	0
Queen Elizabeth Park - Chapman St gates	30,000	0	0	0
Croker Park - Tennis Facility Access	0	15,000	105,000	0
Five Dock Park - Dog Off Leash Area	15,000	360,000	0	0
Playground Upgrade - Livvi's Place	165,000	0	0	0
Sub-total	2,505,260	2,830,721	2,842,489	4,411,355

Projects	Budget 2026-2027	Budget 2027-2028	Budget 2028-2029	Budget 2029-2030
Place Management	\$	\$	\$	\$
Sydney Metro Five Dock Temp Placemaking	145,000	0	0	0
Sub-total	145,000	0	0	0

Project Management Office	\$	\$	\$	\$
Drummoyne Precinct Public Pathways	700,000	750,000	750,000	0
PMO Projects	1,904,699	1,932,840	1,915,851	1,722,485
Project Management Office	945,518	1,221,271	1,251,803	1,283,098
Plans of Management - Generic	150,000	0	0	0
Cabarita Park Masterplan	33,250	0	0	0
Sub-total	3,733,467	3,904,111	3,917,654	3,005,583

Property Strategy	\$	\$	\$	\$
Affordable Housing - Acquisition	0	132,000	368,000	9,250,000
Sub-total	0	132,000	368,000	9,250,000

Roads and Traffic	\$	\$	\$	\$
Accessibility Works	200,000	200,000	200,000	200,000
Traffic Facilities Program	220,000	220,000	220,000	220,000
Footpath Renewal Program	560,000	554,728	558,345	562,053
Kerb and Gutter Renewal Program	420,000	420,000	420,000	420,000
Regional Roads Program	133,000	133,000	133,000	133,000
Road Pavement Renewal Program	2,015,152	1,969,631	1,969,631	1,969,631
Road Resurfacing Program	2,382,833	2,382,833	2,200,000	2,250,000
Roads To Recovery Program	766,833	807,193	807,193	807,193
Embankment Stabilisation - The Terrace	1,500,000	0	0	0
Traffic Committee Initiatives	100,000	200,000	200,000	200,000
Bridge Renewal Program	400,000	400,000	0	0
City of Canada Bay Active Transport Plan	160,000	0	0	0
Pedestrian Access Mobility Plan (PAMP)	100,000	100,000	100,000	0
Local Roads Heavy Patching Program	871,590	871,590	675,234	675,234
Mortlake LATM	500,000	0	0	0
Rhodes Traffic Safety Measures	300,000	300,000	300,000	0
Drummoyne Traffic Management initiatives	250,000	250,000	250,000	0
Timbrell Park - traffic study initiatives	1,300,000	0	0	0
Harris Road and Bevin Ave, Treatment	200,000	0	0	0
Black Spots Program - Nullawarra Ave and Boronia St	610,000	390,000	0	0
Traffic Calming Integration Works - Drummoyne	1,746,122	2,400,000	0	0
Pedestrian Crossing - Nulawarra Ave & Nirranda St	350,000	0	0	0
Sub-total	15,085,530	11,598,975	8,033,403	7,437,111

Statutory Planning	\$	\$	\$	\$
Statutory Planning	30,000	30,612	31,236	31,873

Sub-total	30,000	30,612	31,236	31,873
Projects	Budget 2026-2027	Budget 2027-2028	Budget 2028-2029	Budget 2029-2030
Strategic Assets and Innovation	\$	\$	\$	\$
Drainage Renewal and Relining Program	450,000	450,000	460,000	470,000
Seawall Renewal Program	0	0	4,933,000	2,690,000
Annual Stormwater Management Program	501,525	503,000	503,000	503,000
Pedestrian Crossing Lighting Improvement Program	450,000	450,000	450,000	450,000
Seawall Renewal - Barnwell Park	0	0	0	200,000
Canal and Bridge Renewal- Massey Park	500,000	250,000	2,400,000	2,600,000
Moala Concord Hospital Culvert Renewal	632,587	0	0	0
Lighting Renewal Program	670,000	300,000	670,000	670,000
Majors Bay Seawall Renewal	0	0	0	50,000
Brays Bay Ship Memorial seawall renewal	0	0	0	1,956,000
Bayview Park Seawall Renewal	0	0	0	499,000
Exile Bay Flood Study Initiatives	370,000	250,000	250,000	0
Mortlake Foreshore Pathway Link	150,000	0	0	0
Sub-total	3,724,112	2,203,000	9,666,000	10,088,000
Street Tree Program	\$	\$	\$	\$
Street Tree Replacement Program	250,000	250,000	250,000	250,000
Sub-total	250,000	250,000	250,000	250,000
Venues Management	\$	\$	\$	\$
Venue Coordination	56,000	56,000	56,000	56,000
Sub-total Venues Management	56,000	56,000	56,000	56,000
Waste and Sustainability	\$	\$	\$	\$
Bin Replacement/Refresh - Domestic Waste	1,234,565	139,157	449,855	0
Community Recycling Centre Rebuild	0	2,500,000	2,500,000	0
Sub-total Sustainability and Waste	1,234,565	2,639,157	2,949,855	0
Total	41,153,256	33,408,978	36,888,055	42,560,619
Proposed Projects	Proposal 2026-2027	Proposal 2027-2028	Proposal 2028-2029	Proposal 2029-2030
Subject to grants being awarded	\$	\$	\$	\$
Electric Heat Pump - Drummoyne Swimming Centre	500,000	0	0	0
Community Sports Facility - Queen Elizabeth Park	1,000,000	1,500,000	0	0
Sub-total Subject to grants being awarded	1,500,000	1,500,000	0	0

Ordinary rates and special rates that apply in 2026-2027

Rating Structure

The total income that can be raised from levying rates on property is capped by the State Government based on a determination by the Independent Pricing and Regulatory Tribunal (IPART). IPART determined that general income from rates in 2026-2027 may be increased by a maximum of 4.58%. The minimum rate has been approved by IPART to increase to \$1,108.00.

The increase allowed by IPART relates to general income in total and not to individual ratepayer's rates. Individual rates are also affected by other

factors such as land valuations. As such, rates for individual ratepayers may vary by more or less than the percentage allowable depending on how an individual ratepayer's land valuation has changed in a particular year compared to the land values of other ratepayers.

The following information details the rating structures for rating of land for 2026-2027. Land is rated according to its use as either Residential or Business. The ad valorem rate, the minimum rate and anticipated revenue from each rating category is:

Rate category, No. of assessments and rateable land value	Basis of rate calculation	Total ordinary rate income
Residential Residential number: 37,875 No. minimums: 24,095 Land value: \$46,575,091,600	Minimum rate \$1,108 Cents in the dollar: 0.00068658	\$51,058,144
Business Business number: 1,838 No. minimums: 861 Land value: \$3,306,031,086	Minimum rate \$1,108 Cents in the dollar: 0.00205652	\$7,512,322
Total rate assessments 39,713	Total rateable value \$49,881,122,686	\$58,570,466
SMSC category, No. of assessments	Basis of rate calculation	Total SMSC
Stormwater management services charge (Residential) SMSC No. standard 15,325 No. strata 22,392	Standard properties \$25 Strata properties \$12.50	\$663,050
Stormwater management services Charge (business) SMSC No. standard 959 No. strata 876	Standard properties minimum \$25 or \$25 per 350m ² Strata properties minimum \$5 or part thereof by entitlement	\$90,686
Total stormwater management services charge (SMSC)		\$753,736
Total rate revenue ordinary and SMSC		\$59,324,202

Stormwater Management Charge

The Stormwater Management Charge is an ongoing charge to ratepayers used to fund capital and recurrent costs associated with the introduction of additional stormwater management programs. The amount charged is \$12.50 per annum for residential strata properties, or \$25 per annum for other residential. Strata businesses are charged a minimum \$5, while other businesses are charged \$25, plus an additional \$25 for each 350 square metres or part of 350 square metres by which the area of the parcel of land exceeds 350 square metres.

Domestic Waste Management Charge

Domestic Waste Management (DWM) Services are provided to all residential properties in the local government area. The Domestic Waste Management Charge is a separate charge for waste services. The cost of these services cannot be financed from ordinary rates and the charge covers the costs of providing the services. The amount charged for a standard residential service for 2026-2027 is \$520. Income raised from the DWM Charge is forecast at \$21.1M. For all charges relating to waste management, please refer to the document Fees and Charges 2026-2027.

Pensioner Rebate

The Local Government Act 1993 provides for eligible pensioners to be able to receive a rate reduction of 50% of their total rates, up to a maximum of \$250.

Rate Instalments

Rate instalments will be due on the following dates:

First Instalment	31 August 2026
Second Instalment	30 November 2026
Third Instalment	28 February 2027
Fourth Instalment	31 May 2027

Boarding House Tariffs

As at March 2026, the New South Wales Government has not published the maximum boarding house tariffs for the 2026–2027 financial year.

In New South Wales, boarding house tariffs are prescribed by the State Government and administered by NSW Fair Trading, with the maximum permissible rates established through notice published in the NSW Government Gazette. These determinations form part of the statutory framework governing boarding house accommodation across the State.

The annual tariffs are generally released in March or April and take effect from 1 July, coinciding with the commencement of the new financial year. Once the relevant notice has been gazetted, Council will place the published in this section of the document.

Maximum Interest Rate on Overdue Rates and Charges

As at March 2026, the Office of Local Government (OLG) has not issued its annual determination of the maximum interest rate applicable to overdue rates and charges for the 2026–2027 financial year. In accordance with section 566 of the Local Government Act 1993, the interest rate is set by Ministerial notice and is communicated to councils through a Council Circular prior to the commencement of the relevant financial year.

The rate set by the OLG will be added to this section of the plan before the June 2026 Council meeting.

Revenue Policy

In accordance with Section 608 of the Local Government Act 1993 and other relevant legislation, City of Canada Bay Council charges and recovers approved fees and charges for any services it provides as contained within the document entitled "Fees and Charges 2026 - 2027".

Fees and charges are generally intended to be imposed on the following services provided by Council under the Local Government Act or any other Act or regulations:

- Supply of a product, service or commodity;
- Giving of information;
- Providing a service in connection with the exercise of the Council's regulatory functions, including receiving an application for approval, granting an approval, making an inspection and issuing a certificate;
- Allowing admission to any building or enclosure;
- Possession, occupation or enjoyment of a rail, pipe, wire, pole, cable, tunnel or structure laid, erected, suspended, constructed or placed on, under or over a public place (s.611)
- Allowing the use or benefit from Council's assets, possessions, etc.

City of Canada Bay Council's general policy in determining the amount of fees to be charged for goods and services considers the following factors:

- The cost of providing the service
- The importance of the service to the community
- Prices fixed by the relevant industry body
- Any factors specified in the Local Government Regulations
- Equity factors
- User pays principle
- Financial objectives
- Customer objectives
- Resource use objectives
- Market prices
- Cross subsidisation objectives
- Goods and Services Tax (GST)

In cases where the amount of fees and charges for service is determined under another Act or regulatory body, Council's policy is not to determine an amount that is inconsistent with the amount determined under the other Act or regulatory body. All of Council's fees and charges not subject to statutory control are reviewed on an annual basis prior to finalisation of Council's



*Foreshore Flicks event at
Campbell Park, Chiswick.*

annual operating budget. However, in special circumstances, fees and charges can be reviewed and approved by Council in accordance with the Local Government Act 1993 and Regulations.

Reduction or waiving of fees

Under section 610E of the Local Government Act 1993, Council may waive or reduce a fee in a particular case if Council is satisfied that the case falls within a category of hardship or any other category in respect of which Council has determined payment should be so waived or reduced. Council has established the categories below which may apply to any fees.

Commercial: where Council, or its contractor, operates a service and reduction of the fee is required to compete in the market.

Community recognition and community fundraising: excluding those fees or charges prescribed by legislation, fees or charges may be waived or reduced for initiatives that:

- Recognise and/or celebrate the achievements of an entity within the City of Canada Bay (for example, street banners).
- Generate donations on behalf of, and/or for provision to, charitable fundraising authority holders where it is demonstrated that all revenue exceeding costs of the specified activity is donated (for example, facility hire for disaster recovery events).

Non-provision or disruption of a service -

Where a service is not provided, Council may, at its discretion, refund or credit the fee. Where a service is disrupted, Council may, at its direction, refund or credit the fee in full or in part.

Promotions - where, due to factors such as prevailing market conditions and/or the underutilisation of an asset, program or service, promotional activities in the form of financial incentives are warranted to increase revenue from time to time.

Other – where having regard to the nature of the specific activity/matter and/or any exceptional circumstances, Council determines there to be a benefit to the Canada Bay community (for example charity event in a park, community grants program).

Goods and Services Tax (GST)

City of Canada Bay Council unequivocally reserves the right to pass on the GST imposed on some of the goods and services provided, and where legislation is changed to remove or alter GST, the new GST treatment will be applied immediately to the relevant fees and charges.

Price Codes

Code	Name	Description
BAGS	Bonds and Deposits	Refundable deposit against possible damage to Council property.
FC	Full Cost Pricing	Council recovers all direct and indirect costs of the service (including depreciation of assets deployed).
LR	Legislative Requirements	Price of the service is determined by Legislation, and dependent on price, may or may not recover Full Cost.
MP	Market Pricing	The price of the service is determined by examining alternative prices of surrounding service providers (this also may or may not recover the full costs of the service) e.g. Children's Services.
PC	Partial Cost Pricing	Council recovers less than the Full Cost (as defined above). The reasons may include community service obligation, priorities or legislative limits on charging.
RR	Rate of Return Pricing	This would include Full Cost Pricing as defined above in addition to a profit margin to factor in a return to Council for assets employed.
z	Free (Zero Priced)	Some services may be provided free of charge and the whole cost determined as a community service obligation and / or may fall within a class of public good.

Appendix



Aerial of Bayview Park, Concord.

ices



Appendix 1: key drivers

When Council undertakes its integrated planning and reporting, the following plans and strategies are considered:



Eastern City District Plan

	Connected community	Sustainable and thriving environment	Vibrant urban living	Infrastructure and transport	Civic leadership
E1 Planning for a city supported by infrastructure			<input checked="" type="checkbox"/>	<input checked="" type="checkbox"/>	
E2 Working through collaboration	<input checked="" type="checkbox"/>				<input checked="" type="checkbox"/>
E3 Providing services and social infrastructure to meet people's changing needs	<input checked="" type="checkbox"/>				
E4 Fostering healthy, creative, culturally rich and socially connected communities	<input checked="" type="checkbox"/>				
E5 Providing housing supply, choice and affordability, with access to jobs, services and public transport	<input checked="" type="checkbox"/>		<input checked="" type="checkbox"/>	<input checked="" type="checkbox"/>	<input checked="" type="checkbox"/>
E6 Creating and renewing great places and local centres, and respecting the District's heritage	<input checked="" type="checkbox"/>		<input checked="" type="checkbox"/>		
E7 Growing a stronger and more competitive Harbour CBD					
E8 Growing and investing in health and education precincts and the Innovation Corridor			<input checked="" type="checkbox"/>		<input checked="" type="checkbox"/>
E9 Growing international trade gateways					
E10 Delivering integrated land use and transport planning and a 30-minute city			<input checked="" type="checkbox"/>	<input checked="" type="checkbox"/>	
E11 Growing investment, business opportunities and jobs in strategic centres			<input checked="" type="checkbox"/>		
E12 Retaining and managing industrial and urban services land			<input checked="" type="checkbox"/>		
E13 Supporting growth of targeted industry sectors			<input checked="" type="checkbox"/>		
E14 Protecting and improving the health and enjoyment of Sydney Harbour and the District's waterways		<input checked="" type="checkbox"/>			
E15 Protecting and enhancing bushland and biodiversity		<input checked="" type="checkbox"/>			
E16 Protecting and enhancing scenic and cultural landscapes		<input checked="" type="checkbox"/>	<input checked="" type="checkbox"/>		
E17 Increasing urban tree canopy cover and delivering Green Grid connections		<input checked="" type="checkbox"/>	<input checked="" type="checkbox"/>		
E18 Delivering high quality open space	<input checked="" type="checkbox"/>		<input checked="" type="checkbox"/>		
E19 Reducing carbon emissions and managing energy, water and waste efficiently		<input checked="" type="checkbox"/>			<input checked="" type="checkbox"/>
E20 Adapting to the impacts of urban and natural hazards and climate change		<input checked="" type="checkbox"/>			
E21 Preparing Local Strategic Planning Statements informed by local strategic planning			<input checked="" type="checkbox"/>		
E22 Monitoring and reporting on the delivery of the plan			<input checked="" type="checkbox"/>		<input checked="" type="checkbox"/>

United Nations Sustainable Development Goals

	Connected community	Sustainable and thriving environment	Vibrant urban living	Infrastructure and transport	Civic leadership
1. No poverty	<input checked="" type="checkbox"/>		<input checked="" type="checkbox"/>	<input checked="" type="checkbox"/>	
2. Zero hunger	<input checked="" type="checkbox"/>				
3. Good health and wellbeing	<input checked="" type="checkbox"/>		<input checked="" type="checkbox"/>		
4. Quality education	<input checked="" type="checkbox"/>				
5. Gender equality	<input checked="" type="checkbox"/>				<input checked="" type="checkbox"/>
6. Clean water and sanitation		<input checked="" type="checkbox"/>		<input checked="" type="checkbox"/>	
7. Affordable and clean energy		<input checked="" type="checkbox"/>			
8. Decent work and economic growth	<input checked="" type="checkbox"/>		<input checked="" type="checkbox"/>		
9. Industry, innovation and infrastructure	<input checked="" type="checkbox"/>		<input checked="" type="checkbox"/>	<input checked="" type="checkbox"/>	
10. Reduced inequalities	<input checked="" type="checkbox"/>				<input checked="" type="checkbox"/>
11. Sustainable cities and communities	<input checked="" type="checkbox"/>	<input checked="" type="checkbox"/>	<input checked="" type="checkbox"/>		
12. Responsible consumption and production		<input checked="" type="checkbox"/>			
13. Climate action		<input checked="" type="checkbox"/>			
14. Life below water		<input checked="" type="checkbox"/>			
15. Life on land		<input checked="" type="checkbox"/>			
16. Peace, justice and strong institutions	<input checked="" type="checkbox"/>				<input checked="" type="checkbox"/>
17. Partnerships for the goals	<input checked="" type="checkbox"/>				<input checked="" type="checkbox"/>

Modern Slavery Compliance

	Connected community	Sustainable and thriving environment	Vibrant urban living	Infrastructure and transport	Civic leadership
Council has a legislative obligation and a moral imperative to take all reasonable steps to seek to ensure that the goods and services that we procure are not the product of modern slavery.	✓	✓	✓	✓	✓

Child Safe Organisation

	Connected community	Sustainable and thriving environment	Vibrant urban living	Infrastructure and transport	Civic leadership
The City of Canada Bay is a Child Safe Community. We support the UN Declaration on the Rights of the Child and adhere to the Children and Young Person (Care and Protection) Act 1998 and the Children’s Guardian Act 2019.	✓	✓	✓	✓	✓

Climate Emergency

	Connected community	Sustainable and thriving environment	Vibrant urban living	Infrastructure and transport	Civic leadership
Council declared a climate emergency at its meeting on 17 September 2019. We have a responsibility to our community and planet to not only reduce our greenhouse gas emissions but implement climate change mitigation and adaptation measures to safeguard the beautiful place we call home. We have since adopted and begun implementing an Environmental Strategy and Emissions Reduction Action Plan.	✓	✓	✓	✓	✓

Disability Access and Inclusion

	Connected community	Sustainable and thriving environment	Vibrant urban living	Infrastructure and transport	Civic leadership
Council is working to remove barriers and make sure that everyone has equal access to places, services, employment, volunteering opportunities, information and to contribute to our community. We value the perspective, experiences and contributions of all people from our diverse community.	✓	✓	✓	✓	✓

Appendix 2: our business units

Business Unit	Services
Building Services and Fleet	<ul style="list-style-type: none"> • Facilities Management <ul style="list-style-type: none"> ○ Building Maintenance and Operations ○ Access Control, Security and CCTV • Building Capital Works <ul style="list-style-type: none"> ○ Building Design and Delivery Management ○ Building Design Standards • Trades Services <ul style="list-style-type: none"> ○ Building and Open Space Repairs and Maintenance ○ Graffiti Removal and Painting • Fleet Management <ul style="list-style-type: none"> ○ Operational Vehicle and Plant ○ Internal Light Vehicle • Shade Structures <ul style="list-style-type: none"> ○ Shade and Outdoor Dining Structures ○ Repairs, Maintenance and Renewals
Communications and Engagement	<ul style="list-style-type: none"> • Community engagement <ul style="list-style-type: none"> ○ Online engagement ○ Face to face engagement • Media and communications <ul style="list-style-type: none"> ○ Digital communications ○ Printed communications ○ Media management
Corporate Strategy and Business Improvement	<ul style="list-style-type: none"> • Integrated Planning and Reporting • Business Performance Management • Service Review Framework implementation • Corporate Projects
Digital and Information Services	<ul style="list-style-type: none"> • ICT Security and Operations <ul style="list-style-type: none"> ○ Service desk ○ Application support ○ Systems engineering • Information and Data Governance Manager <ul style="list-style-type: none"> ○ Records management ○ Government Information (Public Access) applications ○ Private and Personal Information Protection • Digital Business Solutions <ul style="list-style-type: none"> ○ Geographic Information systems ○ Business analysis, digital solutions and change • Customer Experience <ul style="list-style-type: none"> ○ Front counter service ○ Call Centre ○ After hours service ○ Justice of the Peace service

Business Unit	Services
Executive and Councillor Support	<ul style="list-style-type: none"> • Personal assistant service to the General Manager • Councillor support and administration • Citizenship ceremonies • Civic event organisation
Finance and Procurement	<ul style="list-style-type: none"> • Financial operations <ul style="list-style-type: none"> ◦ Rates ◦ Accounts Payable ◦ Debt Recovery • Corporate accounting <ul style="list-style-type: none"> ◦ Budget, including fees and charges ◦ Investments • Procurement
Governance and Risk	<ul style="list-style-type: none"> • Council meeting administration • Audit and Risk <ul style="list-style-type: none"> ◦ ARIC Committee Administration ◦ Business Continuity ◦ Internal Audit • Fraud and Corruption Prevention • Insurance and claim management • Public Interests Disclosure management
Health, Building and Compliance	<ul style="list-style-type: none"> • Environmental Health <ul style="list-style-type: none"> ◦ Land contamination ◦ Development referral service ◦ Cooling water systems ◦ Food safety incl mobile food vendor certification ◦ Skin penetration ◦ Pollution and neighbourhood amenity ◦ Service station audit program • Law Enforcement and Parking <ul style="list-style-type: none"> ◦ Law enforcement ◦ Parking patrols • Building Certification and Compliance Team <ul style="list-style-type: none"> ◦ Swimming pool compliance ◦ Public space occupation and hoarding ◦ Illegal building works/building development compliance ◦ Building fire safety ◦ Construction Certificate service and inspections ◦ Building information certificates

Business Unit	Services
Library and Community Services	<ul style="list-style-type: none"> • Libraries (Concord, Five Dock and The Learning Space) <ul style="list-style-type: none"> ○ Collections ○ Customer Service ○ Programs ○ Spaces ○ Technology • Early childhood education and care <ul style="list-style-type: none"> ○ Wellbank Children's Centre ○ Victoria Avenue Children's Centre • Community Development <ul style="list-style-type: none"> ○ Community bus trips ○ Homeless persons ○ Community grants ○ Access and inclusion for people living with disability ○ Seniors ○ Child and family ○ Youth ○ Domestic and family violence ○ Multicultural ○ LGBTQI+ ○ Mental health initiatives ○ Reconciliation Action Plan
Open Space	<ul style="list-style-type: none"> • Operations – Open Space <ul style="list-style-type: none"> ○ Parks and Water ○ Garden services and landscaping ○ Sportsfields and golf courses • Open Space Planning and Recreation <ul style="list-style-type: none"> ○ Parramatta River Catchment Group representatives ○ Landscape architecture ○ Open space bookings • Urban ecology <ul style="list-style-type: none"> ○ Urban Forester ○ Tree Services ○ Bushcare
People and Culture	<ul style="list-style-type: none"> • People and Culture Operations <ul style="list-style-type: none"> ○ Workforce Planning ○ Business Partnerships ○ Performance Planning ○ Learning and Development ○ Recruitment ○ Induction and on-boarding ○ Payroll Services • Health Safety and Wellbeing • Return to Work coordination
Place and Events	<ul style="list-style-type: none"> • Place Management • Cultural Development • Economic Development • Community fundraising and sponsorship • Community and Cultural events • Smart City • Street banners and flags

Business Unit	Services
Project Management Office	<ul style="list-style-type: none"> • Support and Administration <ul style="list-style-type: none"> ○ Project Frameworks Management: <ul style="list-style-type: none"> ▪ Project Management ▪ Procurement in Construction (including contract management) ▪ Prioritisation ▪ Project Risk Management ▪ Assurance ○ PMO 365 administration support and enhancements • Strategic Portfolio Management <ul style="list-style-type: none"> ○ Master planning (recreational and associated assets) ○ Plans of Management ○ Grants Coordination ○ Interface projects: <ul style="list-style-type: none"> ▪ State or federal government construction project initiatives ▪ VPA delivery ▪ High risk high profile • Projects <ul style="list-style-type: none"> ○ Project Management (buildings, parks and infrastructure)
Property Strategy and Leasing	<ul style="list-style-type: none"> • Council owned affordable housing • Advertising on Council land • Leases and licences • Strategic property management
Recreation Management	<ul style="list-style-type: none"> • Five Dock Leisure Centre <ul style="list-style-type: none"> ○ Gymnastics and sports court hire. • Concord Oval Recreation Centre <ul style="list-style-type: none"> ○ Health Club ○ Fitness classes, including bootcamp ○ Personal training ○ Sports court hire ○ Creche • Drummoyne and Cabarita Swimming Centres • Rhodes Recreation Centre <ul style="list-style-type: none"> ○ Health Club ○ Fitness classes ○ Personal training ○ Sports court hire ○ Creche
Roads and Traffic	<ul style="list-style-type: none"> • Infrastructure and Design <ul style="list-style-type: none"> ○ Infrastructure and projects • Infrastructure Operations <ul style="list-style-type: none"> ○ Infrastructure Services ○ Civil projects operations • Cleansing Services <ul style="list-style-type: none"> ○ Street sweeping ○ Community recycling centre ○ Town centre cleansing ○ Amenity cleaning • Traffic and Design <ul style="list-style-type: none"> ○ Traffic Engineering ○ Road Safety • Emergency Management

Business Unit	Services
Statutory Planning	<ul style="list-style-type: none"> • Development assessment services • Duty Planner Service
Strategic Asset Services and Innovation	<ul style="list-style-type: none"> • Engineering Services <ul style="list-style-type: none"> ◦ Development Engineering referrals and management ◦ Drainage, marine and floodplain engineering and operations • Strategic Asset Management
Strategic Planning	<ul style="list-style-type: none"> • Land use planning studies • Planning Proposals • Development Control Plans • Local Environmental Plans • Local Infrastructure Contribution Plans • Heritage Advisory Service and grants
Sustainability and Waste	<ul style="list-style-type: none"> • Waste management <ul style="list-style-type: none"> ◦ Domestic waste operations ◦ Domestic recycling operations ◦ Domestic clean-up operations ◦ Commercial waste services ◦ Waste enforcement ◦ Waste education, events, and services ◦ Development referrals • Sustainability <ul style="list-style-type: none"> ◦ Corporate sustainability programs ◦ Community environmental programs and events ◦ Environmental strategy and policy ◦ Environmental grants • Natural Environment <ul style="list-style-type: none"> ◦ Biodiversity strategy and programs ◦ Biosecurity education and enforcement
Venue Management	<ul style="list-style-type: none"> • Venue hire/bookings



Rhodes
Recreation
Centre main
foyer.



1a Marlborough Street
Drummoyne NSW 2047

Phone: 9911 6555

Email: council@canadabay.nsw.gov.au

Web: canadabay.nsw.gov.au



Implementation Year 2

Draft for
public
exhibition

DELIVERY PROGRAM 2025-2029


**OPERATIONAL PLAN
2026~2027**

Implementation Year 2

Draft for
public
exhibition

DELIVERY PROGRAM 2025-2029

**OPERATIONAL PLAN
2026~2027**





1a Marlborough Street
Drummoyne NSW 2047

Phone: 9911 6555

Email: council@canadabay.nsw.gov.au

Web: canadabay.nsw.gov.au

DRAFT

Table Of Contents

Administration and governance	15
Financial administration	15
Credit Card Charges	15
Dishonoured Fee	15
Records management.....	15
Documents, maps & reports	15
Formal request	15
Formal Access Application (Not Personal Information of Applicant & Personal Information of Applicant).....	15
Internal review.....	15
Informal request.....	16
Property enquiries	16
Subpoena processing.....	16
Printing and copying	16
Electronic file management fee - field file (DA, s4.55, s4.56 and s8.2 application, and Construction Certificates and Complying Development Certificates where Council is the certifier)	16
GIS - house renumbering	16
Animal management	16
Registration category	16
Annual permit category	17
Impounding of animals	17
Asset management	17
Aus Spec 1 Guidelines.....	17
Civil works in the public domain	17
Pre-commencement damage report.....	18
Emergency callout situations	18
Flood risk/stormwater assessment.....	18
Memorial donations	18
Onsite detention (OSD) identification plate.....	18
Rock anchor permit.....	18
Property services	19
Business use of footpaths	19
Administration of business use of footpaths.....	19
Major commercial centres.....	19
Other commercial areas	19
Property administration.....	19
Building services.....	19
General information	19
Complying Development Certificates	20
Administration of Complying Development Certificates	20
Complying Development Certificates – Application.....	20
Other activity application fees (Local Government Act 1993, section 68)	20
Compliance Cost Notice	20
Construction and Development Certification.....	21
Damage deposits	21
Construction Certificates - Class 1&10 (Refer General Note).....	21
Construction Certificates - Class 2-9 (Refer General Note)	21
Registration of certificates issued by accredited certifiers.....	22

continued on next page ...

Fees and Charges 2025-2026 City of Canada Bay | Page 3 of 84

Table Of Contents [continued]

Transfer of PCA services to Council.....	22
Construction Inspection.....	22
Fire Safety Compliance	22
Building Information Certification (Section 6.24).....	22
Section 6.24 - Classes 1 & 10 - Statutory.....	22
Section 6.24 - Other Classes - statutory	22
Where a building information certificate application involves unauthorised works.....	22
Certificates.....	23
Planning Certificates.....	23
Outstanding notices.....	23
Occupation Certificates	23
Rates certificates.....	23
Section 54 Certificate (LGA, 1993).....	23
Section 88G Certificate	23
Swimming pool safety certificate	23
Compliance	23
Abandoned articles	23
Motor vehicles, trucks, trailers, caravans and unauthorised clothing bins.....	23
Other goods.....	23
Clothing bank bins	24
Public health inspections	24
Protection of the Environment Operations Act.....	24
Community services	25
Aged services and services for people with a disability.....	25
Child care	25
Wellbank Children's Centre	25
Victoria Avenue Children's Centre.....	25
Street parties and school fetes	25
Development Applications	25
Developments involving erection of buildings, carrying out of works, or the demolition of buildings or works at work value – statutory.....	25
Amended DA plan reassessment fee	26
Refund of Development Application fees	26
Long Service Levy - statutory - collected on behalf of The Long Service Payments Corporation.....	26
Other developments – statutory	26
Subdivisions schedule 4 part 2	26
Linen releases (subdivision certificates).....	27
Integrated development and development which requires concurrence – statutory (refer Note 1).....	27
Additional fees payable for development that requires advertising	27
Development Applications - notification	27
Notification of Development Applications, Planning Proposals, s4.55 Applications or s8.2-s8.5 Applications.....	27
Notification fee for amended Development Application plans	28
Review of determination under s8.2-s8.5	28
Development Applications - modification of a consent under section 4.55 and 4.56	28

continued on next page ...

Fees and Charges 2025-2026 City of Canada Bay | Page 4 of 84

Table Of Contents [continued]

Development Applications - other services	29
Certified Planning Documents – statutory	29
DA Pre-Lodgement Panel	29
Design Review Panel referrals	29
Covenant removals or amendments	29
Registration of notice of class 2 remediation	29
Development contributions to services and amenities	30
City of Canada Bay s7.11 contributions	30
City of Canada Bay s7.12 contributions	30
Homebush TOD 7.12 Contributions Plan	30
City of Canada Bay s7.4 contributions	30
DCP amendments and re-zoning	30
Pre-planning proposal meeting	30
Planning proposals	30
Events	31
Event administration	31
Ferragosto stallholder applications	31
Large events (over 10,000 but less than 40,000 attendees)	31
Medium events (greater than 1,000, less than 10,000 attendees)	32
Facilities hire and use	32
General conditions of venues hire	32
Administration of facilities hire	33
Venue coordination	33
Storage fees	33
Standard Rate - Storage	33
Not for profit/charity (discounted rate) - Storage	33
Cabarita Conservatory	33
Standard Rate - Cabarita Conservatory	33
Not for profit/charity (discounted rate) - Cabarita Conservatory	34
Campbell Park Community Hall	34
Standard rate - Campbell Park Community Hall	34
Not for profit/charity (discounted rate) - Campbell Park Community Hall	34
Canada Bay Civic Hall	34
Standard rate - Canada Bay Civic Hall	34
Not for profit/charity (discounted rate) - Canada Bay Civic Hall	34
Chiswick Community Centre	34
Standard rate - Chiswick Community Centre	34
Not for profit/charity (discounted rate) - Chiswick Community Centre	34
Concord Library Function Room	35
Standard rate - Concord Library Room	35
Not for profit/charity (discounted rate) - Concord Library Room	35
Concord Community Centre	35
Concord Community Centre Function Room	35
Standard rate - Concord Community Centre Function Room	35
Not for profit/charity (discounted rate) - Concord Community Centre Function Room	35
Concord Community Centre Meeting Room	35

continued on next page ...

Fees and Charges 2025-2026 City of Canada Bay | Page 5 of 84

Table Of Contents [continued]

Standard rate - Concord Community Centre Meeting Room	35
Not for profit/charity (discounted rate) - Concord Community Centre Meeting Room.....	36
Concord Memorial Hall	36
Standard rate - Concord Memorial Hall.....	36
Not for profit/charity (discounted rate) - Concord Memorial Hall.....	36
Concord Senior Citizens Centre	36
Concord Senior Citizens Club	36
Concord Senior Citizens Centre Meeting Room 1	36
Standard rate - Concord Senior Citizens Centre Meeting Room 1	36
Not for profit/charity (discounted rate) - Concord Senior Citizens Centre Meeting Room 1	36
Concord Senior Citizens Centre Meeting Room 2	36
Standard rate - Concord Senior Citizens Centre Meeting Room 2	36
Not for profit/charity (discounted rate) - Concord Senior Citizens Centre Meeting Room 2	37
Concord Senior Citizens Centre Auditorium.....	37
Standard rate - Concord Senior Citizens Centre Auditorium.....	37
Not for profit/charity (discounted rate) - Concord Senior Citizens Centre Auditorium	37
Drummoyne Oval - Greg Davis Stand	37
Standard rate - Drummoyne Oval - Greg Davis Stand.....	37
Not for profit/charity (discounted rate) - Drummoyne Oval - Greg Davis Stand	37
Five Dock Library - Bay Room	37
Standard rate - Five Dock Library - Bay Room	37
Not for profit/charity (discounted rate) - Five Dock Library - Bay Room.....	38
Rhodes Community Centre	38
Standard rate - Rhodes Community Centre (Combined)	38
Not for profit/charity (discounted rate) - Rhodes Community Centre (Combined)	38
The Connection - Rhodes.....	38
The Connection - Event Space - Combined (incl. Terrace & Foyer)	38
Standard rate - The Connection - Rhodes Event Space Combined.....	38
Not for profit/charity (discounted rate) - The Connection - Rhodes Event Space Combined.....	38
The Connection - Rhodes Event Space 1	38
Standard rate - The Connection - Event Space 1	38
Not for profit/charity (discounted rate) - The Connection - Rhodes Event Space 1	39
The Connection - Rhodes Event Space 2	39
Standard rate - The Connection - Rhodes Event Space 2	39
Not for profit/charity (discounted rate) - The Connection - Rhodes Event Space 2	39
The Connection - Rhodes Meeting Room 1 & 2 (Combined)	39
Standard rate - The Connection - Meeting Room 1&2 Combined	39
Not for profit/charity (discounted rate) - The Connection - Meeting Room 1&2 Combined	39
The Connection - Rhodes Meeting Room 1.....	39
Standard rate - The Connection - Rhodes Meeting Room 1	39
Not for profit/charity (discounted rate) - The Connection - Rhodes Meeting Room 1	40
The Connection - Rhodes Meeting Room 2/3.....	40
Standard rate - The Connection - Rhodes Meeting Room 2/3.....	40
Not for profit/charity (discounted rate) - The Connection - Rhodes Meeting Room 2/3	40
The Connection - Rhodes Activity Room	40
Standard rate - The Connection - Rhodes Activity Room	40
Not for profit/charity (discounted rate) - The Connection - Rhodes Activity Room.....	40
The Connection - Deck & Amphitheatre	40
Standard rate - The Connection - Deck & Amphitheatre	40
Not for profit/charity (discounted rate) - The Connection - Deck & Amphitheatre.....	41
Concord Oval	41
Canadian Exiles Room - Combined (incl. Terrace & Balcony)	41

continued on next page ...

Fees and Charges 2025-2026 City of Canada Bay | Page 6 of 84

Table Of Contents [continued]

Standard rate - Canadian Exiles Combined	41
Not for profit/charity (discounted rate) - Canadian Exiles Combined	41
Canadian Exiles Room 1	41
Standard rate - Canadian Exiles Room 1.....	41
Not for profit/charity (discounted rate) - Canadian Exiles Room 1.....	41
Canadian Exiles Room 2	41
Standard rate - Canadian Exiles Room 2.....	41
Not for profit/charity (discounted rate) - Canadian Exiles Room 2.....	42
Sunnyside Rooms 1&3	42
Standard rate - Sunnyside Rooms 1&3	42
Not for profit/charity (discounted rate) - Sunnyside Rooms 1&3	42
Sunnyside Room 2.....	42
Standard rate - Sunnyside Rooms 2.....	42
Not for profit/charity (discounted rate) - Sunnyside Rooms 2.....	42
Rhodes Recreation Centre	42
The Canvas	42
Standard rate - The Canvas	42
Not for profit/charity (discounted rate) - The Canvas	43
The Canvas & Community Lounge (Combined)	43
Standard rate - The Canvas & Community Lounge (Combined).....	43
Not for profit/charity (discounted rate) - The Canvas & Community Lounge (Combined).....	43
Recreation Centres	43
Indoor sports	43
Health Club	44
Gymnastics	46
Schools	47
Activities room	48
Retail.....	48
FDLC sponsorship and promotions.....	49
Filming.....	49
General conditions for filming	49
Definitions for impact of filming/photography	49
Fees for filming.....	49
Application fee	49
Filming over three (3) days	50
Traffic management for filming	50
Hire of parks and open space for exclusive use.....	50
Other fees for filming.....	50
Still photography.....	51
Golf courses	51
Barnwell Park Golf Course	51
BP adults.....	51
BP multi-golf (foot/disc)	51
BP school children.....	51
BP pensioner/senior/uni or TAFE student.....	51
BP twilight golf	51
BP Club members competition times	51
BP sponsorship and promotions	52
Use of private golf carts	52

continued on next page ...

Fees and Charges 2025-2026 City of Canada Bay | Page 7 of 84

Table Of Contents [continued]

Massey Park Golf Course	52
MP adults	52
MP seniors	52
MP school children Monday to Friday	52
MP university & TAFE students Monday to Friday	52
MP pensioners Monday to Friday (only).....	52
MP twilight golf.....	52
MP Club members competition times.....	52
MP sponsorship	53
Tennis courts	53
Cintra Park	53
Croker Park.....	53
Five Dock Park.....	53
Greenlees	53
Powells Creek.....	53
Graffiti removal - non-Council property and assets	53
Library	54
Library service charges	54
Overdue items	54
Reserved items - miscellaneous	54
Printing and photocopying charges.....	54
Item sale.....	54
Materials replacement costs	54
Local history research.....	54
Library programs.....	55
Parks hire	56
General conditions of open space hire.....	56
Open space miscellaneous	56
Use of parks.....	56
Licence fees.....	57
One-off events	57
Open space key hire	57
Drummoyne Oval.....	57
Drummoyne Oval lights usage	57
Special events	57
Concord Oval.....	57
Majors Bay Reserve synthetic	57
Full field	57
Half field	57
Others.....	58
Category - Hockey.....	58
St Lukes Hockey Complex	58
Category - Netball, Basketball, Volleyball, Archery and Dog Training	58
Netball Courts - Cintra Park	58
Archery.....	58
Dog Training	58
Category – Baseball	58

continued on next page ...

Fees and Charges 2025-2026 City of Canada Bay | Page 8 of 84

Table Of Contents [continued]

Baseball - Timbrell Park, Sid Richards	58
Category – Cricket.....	58
Synthetic Cricket Wicket	58
Turf cricket wicket.....	59
Senior sports fields - soccer, AFL, rugby union, rugby league, etc.	59
Junior sports fields - mini soccer, rugby, AFL and touch football	59
Sports field lighting.....	59
Social recreation	59
Bayview Park access management.....	59
Ceremonies and related photography	60
Personal training and commercial activities.....	60
Fishing and other water-based competitions (per day)	60
Private, corporate and community groups, social recreation	60
Regattas - Rodd Point-Bayview Park	60
Event - (large scale provided to/for general community).....	60
Permit fees for temporary installations (site fees only)	61
Parks hire by schools	61
Roads and footpaths.....	61
Stormwater drainage.....	61
General conditions for roads and footpaths	62
Road openings	62
Road reserve opening permit	63
Asset integrity charge - road openings (permanent restoration applications only)	63
Survey marks.....	63
Adjustment of utility service assets.....	64
Vehicular crossing and ancillary works.....	64
Vehicular crossing &/or ancillary works application.....	64
Retrospective Vehicular Crossing and Ancillary Works Application	64
Vehicular crossing construction by a private contractor	65
Security deposit for vehicular crossing & ancillary works undertaken by private contractor.....	65
Driveway inspections	65
Roads pavement reinstatement.....	65
Asphaltic concrete surface roadway with DGB roadbase	65
Asphaltic concrete (AC10) over concrete.....	66
Concrete over lean mix.....	66
Footpath reinstatement	66
Concrete footpath	66
Asphaltic concrete footpath.....	67
Asphaltic concrete with concrete base footpath	67
Paving	67
Turfing.....	67
Driveway reinstatement.....	68
Kerb and gutter reinstatement.....	68
Kerb and gutter	68
Kerb only.....	68
Concrete layback	69
Concrete dish drain at intersections.....	69
Miscellaneous kerb and gutter items	69
Saw cutting	69

continued on next page ...

Fees and Charges 2025-2026 City of Canada Bay | Page 9 of 84

Table Of Contents [continued]

Crack sealing	70
Line marking	70
Sign posting.....	70
Miscellaneous works	70
Swimming pools.....	71
Cabarita and Drummoyne Swimming Centres	71
General entry	71
Multi-visit passes	71
Season pass	72
School entry	72
Pool and function room hire	72
Water polo seasonal pool hire	72
Programs	72
Promotions	73
Use of public spaces.....	73
Administration of traffic management for events, filming or construction activities	73
Temporary road closures	73
Full closure	74
Partial closure	74
Construction works zone	74
Permits for construction activities within the road reserve.....	75
Skip bins roadside placements	75
Hoardings.....	75
Occupy, or access through, a public space	75
Parking management.....	76
Cabarita Park and Bayview Park parking permits	76
On-street parking permit	76
Residence with no eligible onsite parking space	76
Residence with one (1) eligible onsite parking space.....	76
Residence with two (2) eligible onsite parking spaces	77
Residence with three (3) or more eligible onsite parking spaces	77
Business parking permits	77
On-street parking permits – other.....	77
Car share parking.....	77
Free parking agreements	77
Metered parking.....	78
Tree management.....	78
Tree preservation	78
Residential and strata properties	78
Eligible pensioner - residential non-strata only	78
Commercial and other properties.....	78
Re-inspection of tree re-planting	78
Waste Management Charges	79
Residential Waste Charges	79
Residential Waste Standard Service.....	79
Residential Large Waste Service.....	79

continued on next page ...

Fees and Charges 2025-2026 City of Canada Bay | Page 10 of 84

Table Of Contents [continued]

Residential Waste Additional Services	79
Boarding House Residential Waste Charge	80
Residential Vacant lots	80
Non-rateable properties	80
Commercial Waste Charges	80
Commercial Waste Standard Service	81
Commercial Additional Services	81
Waste Services for Council Facilities, Parks & Special Events	81
Special circumstances	81

DRAFT

Revenue Policy

In accordance with Section 608 of the Local Government Act 1993 and other relevant legislation, City of Canada Bay Council charges and recovers approved fees and charges for any services it provides as contained within the document entitled "Fees and Charges 2026 - 2027".

Fees and charges are generally intended to be imposed on the following services provided by Council under the Local Government Act or any other Act or regulations:

- Supply of a product, service or commodity;
- Giving of information;
- Providing a service in connection with the exercise of the Council's regulatory functions, including receiving an application for approval, granting an approval, making an inspection and issuing a certificate;
- Allowing admission to any building or enclosure;
- Possession, occupation or enjoyment of a rail, pipe, wire, pole, cable, tunnel or structure laid, erected, suspended, constructed or placed on, under or over a public place (s.611)
- Allowing the use or benefit from Council's assets, possessions, etc.

City of Canada Bay Council's general policy in determining the amount of fees to be charged for goods and services considers the following factors:

- The cost of providing the service
- The importance of the service to the community
- Prices fixed by the relevant industry body
- Any factors specified in the Local Government Regulations
- Equity factors
- User pays principle
- Financial objectives
- Customer objectives
- Resource use objectives
- Market prices
- Cross subsidisation objectives
- Goods and Services Tax (GST)

In cases where the amount of fees and charges for service is determined under another Act or regulatory body, Council's policy is not to determine an amount that is inconsistent with the amount determined under the other Act or regulatory body.

All of Council's fees and charges not subject to statutory control are reviewed on an annual basis prior to finalisation of Council's annual operating budget. However, in special circumstances, fees and charges can be reviewed and approved by Council in accordance with the Local Government Act 1993 and Regulations.

Reduction or waiving of fees

Under section 610E of the Local Government Act 1993, Council may waive or reduce a fee in a particular case if Council is satisfied that the case falls within a category of hardship or any other category in respect of which Council has determined payment should be so waived or reduced. Council has established the categories below which may apply to any fees.

Commercial: where Council, or its contractor, operates a service and reduction of the fee is required to compete in the market.

Community recognition and community fundraising: excluding those fees prescribed by legislation, fees may be waived or reduced for initiatives that:

- Recognise and/or celebrate the achievements of an entity within the City of Canada Bay (for example, street banners).
- Generate donations on behalf of, and/or for provision to, charitable fundraising authority holders where it is demonstrated that all revenue exceeding costs of the specified activity is donated (for example, facility hire for disaster recovery events).

Non-provision or disruption of a service - Where a service is not provided, Council may, at its discretion, refund or credit the fee. Where a service is disrupted, Council may, at its direction, refund or credit the fee in full or in part.

Promotions - where, due to factors such as prevailing market conditions and/or the underutilization of an asset, program or service, promotional activities in the form of financial incentives are warranted to increase revenue from time to time.

Other - where having regard to the nature of the specific activity/matter and/or any exceptional circumstances, Council determines there to be a benefit to the Canada Bay community (for example Charity Event in a Park, community grants program).

Goods & Services Tax (GST)

City of Canada Bay Council unequivocally reserves the right to pass on the GST imposed on some of the goods and services provided, and where legislation is changed to remove or alter GST, the new GST treatment will be applied immediately to the relevant fees and charges.

Price Codes

Code	Name	Description
BAGS	Bonds and Deposits	Refundable deposit against possible damage to Council property
FC	Full Cost Pricing	Council recovers all direct and indirect costs of the service (including depreciation of assets deployed).
LR	Legislative Requirements	Price of the service is determined by Legislation, and dependent on price, may or may not recover Full Cost.
MP	Market Pricing	The price of the service is determined by examining alternative prices of surrounding service providers (this also may or may not recover the full costs of the service) e.g. Children's Services.
PC	Partial Cost Pricing	Council recovers less than the Full Cost (as defined above). The reasons may include community service obligation, priorities or legislative limits on charging.
RR	Rate of Return Pricing	This would include Full Cost Pricing as defined above in addition to a profit margin to factor in a return to Council for assets employed.
Z	Free (Zero Priced)	Some services may be provided free of charge and the whole cost determined as a community service obligation and / or may fall within a class of public good.

Fee Description	Year 26/27			Pricing Code
	Fee excl.	GST	Fee incl.	

City of Canada Bay

Administration and governance

Financial administration

Administration charge per bank guarantee	\$280.00	\$0.00	\$280.00	FC
--	----------	--------	----------	----

Credit Card Charges

Amex credit card use charge – GST free & GST exempt			0.70%	FC
Mastercard and Visa credit card use charge – GST free & GST exempt			0.70%	FC
Amex credit card use charge – GST applicable			0.70%	FC
Mastercard and Visa credit card use charge – GST applicable			0.70%	FC

Dishonoured Fee

Cheques, electronic transactions, credit cards, etc	\$65.00	\$0.00	\$65.00	RR
Cheques, electronic transactions, credit cards, etc	\$65.00	\$0.00	\$65.00	RR

Records management

Documents, maps & reports

City of Canada Bay Local Infrastructure Contribution Plan	\$50.00	\$0.00	\$50.00	PC
City of Canada Bay Planning Agreements Policy (each)	\$50.00	\$0.00	\$50.00	PC
City of Canada Bay LEP – paper copy	\$50.00	\$0.00	\$50.00	PC
City of Canada Bay Development Control Plan – paper copy – (full)	\$170.00	\$0.00	\$170.00	PC
Strathfield Triangle DCP - paper copy	\$50.00	\$0.00	\$50.00	PC
DCP - individual parts - A to J - paper copy (each)	\$30.00	\$0.00	\$30.00	PC
Other Planning Policies, Plans, Codes & Guidelines (each)	\$30.00	\$0.00	\$30.00	PC
Annual Report or Delivery Program & Operational Plan – paper copy (each)	\$138.00	\$0.00	\$138.00	PC
Provision of certified copy of a document, map or plan under the EP&A Act, section 10.8(2)	\$71.00	\$0.00	\$71.00	LR
Sale of building / development approval records (per full year)	\$1,380.00	\$0.00	\$1,380.00	PC

Note: Service expanded to include combined list of all DA's, Construction Certificates and Complying Development Certificates approved

Sale of building / development approval records (per month)	\$138.00	\$0.00	\$138.00	PC
---	----------	--------	----------	----

Note: Service expanded to include combined list of all DA's, Construction Certificates and Complying Development Certificates approved

Formal request

Formal Access Application (Not Personal Information of Applicant & Personal Information of Applicant)

Formal Access Application Fee	\$30.00	\$0.00	\$30.00	LR
Processing Charge for Formal Access Application		\$30 per hour/part thereof		LR

Internal review

Formal Access Application - Internal Review	\$40.00	\$0.00	\$40.00	LR
---	---------	--------	---------	----

Fee Description	Year 26/27			Pricing Code
	Fee excl.	GST	Fee incl.	

Informal request

Document Production - scanning files			\$40 per file	LR
Document Production - scanning plans			\$10.50 per plan	LR

Property enquiries

Enquiries for own or adjoining property	\$0.00	\$0.00	\$0.00	Z
Processing Charge - per hour			\$160 per hour/part thereof	LR

Subpoena processing

Conduct Money (upon receipt of subpoenas)	\$100.00	\$0.00	\$100.00	LR
Subpoena Processing Charge			\$160 per hour/part thereof	PC
Subpoena Processing - File Retrieval Fee			\$30 per file	LR

Printing and copying

A3 black and white - per page	\$1.30	\$0.00	\$1.30	PC
A3 colour - per page	\$3.80	\$0.00	\$3.80	PC
A4 black and white - per page	\$0.80	\$0.00	\$0.80	PC
A4 colour - per page	\$2.30	\$0.00	\$2.30	PC
A0 scan - per page	\$40.00	\$0.00	\$40.00	PC
A1 or A2 scan - per page	\$30.00	\$0.00	\$30.00	PC

Electronic file management fee - field file (DA, s4.55, s4.56 and s8.2 application, and Construction Certificates and Complying Development Certificates where Council is the certifier)

Fee per application for the electronic file management of Applications and accompanying information based on the cost of works as listed below:

\$0 - \$150,000	\$110.00	\$0.00	\$110.00	PC
\$150,001 - \$300,000	\$138.00	\$0.00	\$138.00	PC
\$300,001 - \$500,000	\$206.00	\$0.00	\$206.00	PC
\$500,001 - \$1,000,000	\$414.00	\$0.00	\$414.00	PC
\$1,000,001 or more	\$835.00	\$0.00	\$835.00	PC

GIS - house renumbering

Request for change in street addressing – non refundable	\$700.00	\$0.00	\$700.00	PC
--	----------	--------	----------	----

Animal management

Registration category

Refer to the NSW Office of Local Government Pet Registry for detailed information about companion animal registration. <https://www.petregistry.olg.nsw.gov.au/>

Dog – registration fee (due at 12 weeks of age or when first transferred)	\$80.00	\$0.00	\$80.00	LR
NOTE: An additional payment applies at six (6) months of age if the dog has not been desexed.				
Dog – additional fee payable for non-desexed dog (Owner must pay an additional fee for a non-desexed dog over six (6) months of age)	\$189.00	\$0.00	\$189.00	LR
Dog – registration - combined fees (for dog not desexed by six (6) months)	\$269.00	\$0.00	\$269.00	LR

continued on next page ...

Fees and Charges 2025-2026 City of Canada Bay | Page 16 of 84

Fee Description	Year 26/27			Pricing Code
	Fee excl.	GST	Fee incl.	

Registration category [continued]

Dog – desexed dog sold by an eligible pound, shelter, or an approved rehoming organisation	\$0.00	\$0.00	\$0.00	LR
Dog – registration (recognised breeder)/(desexing not recommended)	\$80.00	\$0.00	\$80.00	LR
Dog – registration - eligible pensioner/desexing not recommended eligible pensioner	\$35.00	\$0.00	\$35.00	LR
Dog – Working / Service of the State, Assistance Animal	\$0.00	\$0.00	\$0.00	Z
Cat – registration fee (due at 12 weeks of age or when first transferred)	\$70.00	\$0.00	\$70.00	LR
Cat – Registration (eligible pensioner)/(desexing not recommended – eligible pensioner)	\$35.00	\$0.00	\$35.00	LR
Cat – Desexed (sold/ transferred from pound/shelter or rehoming Organisation)	\$0.00	\$0.00	\$0.00	LR
Cat – Registration (desexing not recommended)/(recognised breeder)	\$70.00	\$0.00	\$70.00	LR
Registration - late fee	\$23.00	\$0.00	\$23.00	LR

Annual permit category

Annual permit - late fee	\$23.00	\$0.00	\$23.00	LR
--------------------------	---------	--------	---------	----

Note: Owner must also pay the late fee if they have not paid the annual permit fee within 28 days from the due date.

Cat - annual permit fee (not desexed by four months of age)	\$99.00	\$0.00	\$99.00	LR
Dangerous or restricted dogs - annual fee	\$236.00	\$0.00	\$236.00	LR

If the companion animal has not been desexed by the relevant desexing age and is not kept by a recognised breeder for breeding purposes, an additional fee of \$184 is payable in addition to the applicable registration fee listed above.

Impounding of animals

Cat Cage – Bond	\$100.00	\$0.00	\$100.00	BAGS
Cat Cage – Late Fees	\$30.73	\$3.07	\$33.80	FC
Cat Cage Rental per week or part thereof	\$30.73	\$3.07	\$33.80	FC
Animals other than dogs or cats per week		Refer to External Provider		FC
Daily Holding Fee		Refer to External Provider		FC
Release of Animal		Refer to External Provider		FC

Asset management

Aus Spec 1 Guidelines

Design and Construction Guidelines for Contractors/Developers	\$11,445.45	\$1,144.55	\$12,590.00	FC
---	-------------	------------	-------------	----

Civil works in the public domain

Civil works in the public domain - application fee - cost of work less than \$30,000	\$2,920.00	\$0.00	\$2,920.00	LR
Civil works in the public domain - application fee - cost of work greater than \$30,000	\$8,650.00	\$0.00	\$8,650.00	FC
Civil works in the public domain - inspection	\$416.00	\$0.00	\$416.00	FC
Civil works in the public domain - security deposit		Cost of works		BAGS
Final drainage inspection fee	\$705.00	\$0.00	\$705.00	FC

This fee is calculated per inspection or submission of a final report. The fee includes a review of a CCTV inspection provided by the applicant. Where further testing or information is required to assess the final report, the applicant will be asked to collate the necessary information or testing and submit. There will be no further charge for additional submissions unless the information initially provided does not meet the specified requirements of Council, or it has been requested more than once.

continued on next page ...

Fees and Charges 2025-2026 City of Canada Bay | Page 17 of 84

Fee Description	Year 26/27			Pricing Code
	Fee excl.	GST	Fee incl.	

Civil works in the public domain [continued]

Final road inspection fee	\$705.00	\$0.00	\$705.00	FC
<p>This fee is calculated per inspection or submission of a final report. In the case of road pavements, the fee includes all information submitted in the report. Where further testing or information is required to assess the final report, the applicant will be asked to collate the necessary information or testing and submit. There will be no further charge for additional submissions unless the information initially provided does not meet the specified requirements of Council, or it has been requested more than once.</p>				

Pre-commencement damage report

Applicable when submitting a Development Application so as to determine the condition of the public asset before building works commence

Pre-commencement damage report form	\$505.00	\$0.00	\$505.00	FC
<p>Prior to undertaking approved works within the Public Road Reserve, it is necessary to lodge a report to clearly indicate the condition of all assets within the Road Reserve in the area of the worksite that could be impacted by the works. The report needs to clearly indicate any defects with the assets prior to the commencement of approved work. When the approved works have been completed a final report is to be lodged indicating the condition (including defects) of all assets captured in the report lodged prior to commencing the approved works to allow the comparison of defects before and after the approved works have been undertaken. Fee is calculated as per Asset Damage Report lodged.</p>				

Emergency callout situations

For after-hours responses (between 3:00 PM and 6:30 AM Monday to Friday and all day weekends and public holidays). Where a call out is necessary to ensure safety of the public, etc and is required due to the action or inaction of another party that can be identified as responsible, Council will seek to recover costs from the responsible person.

Labour costs	Full cost of labour to Council + 50%			FC
--------------	--------------------------------------	--	--	----

Flood risk/stormwater assessment

Application to connect a private drain with a public drain under the control of a Council or with a drain which connects with such a public drain (Section 68 of the Local Government Act 1993)	\$1,480.00	\$0.00	\$1,480.00	RR
Initial assessment	\$575.00	\$0.00	\$575.00	RR
Subsequent assessments (each)	\$390.00	\$0.00	\$390.00	RR

Memorial donations

Memorial seat with plaque	\$4,210.00	\$0.00	\$4,210.00	RR
Memorial - park seat	\$3,650.00	\$0.00	\$3,650.00	RR
Memorial - plaque only	\$630.00	\$0.00	\$630.00	RR

Onsite detention (OSD) identification plate

On-site detention (OSD) - identification plate	\$119.00	\$0.00	\$119.00	RR
--	----------	--------	----------	----

Rock anchor permit

Application fee	\$8,650.00	\$0.00	\$8,650.00	RR
Cost per anchor	\$346.00	\$0.00	\$346.00	RR
Refundable holding deposit	Minimum \$50,000 plus \$1,000 per anchor above 50 units			BAGS

Fee Description	Year 26/27			Pricing Code
	Fee excl.	GST	Fee incl.	

Property services

Business use of footpaths

Administration of business use of footpaths

Application fee – footpath dining	\$367.00	\$0.00	\$367.00	RR
Bond (less than or equal to 5m ²)	\$500.00	\$0.00	\$500.00	BAGS
Bond (greater than 5m ²)	\$1,000.00	\$0.00	\$1,000.00	BAGS

Major commercial centres

George Street North Strathfield - footpath dining approval per m ² per annum	\$278.00	\$0.00	\$278.00	RR
Great North Road Five Dock - footpath dining approval per m ² per annum	\$317.00	\$0.00	\$317.00	RR
Majors Bay Road Concord - footpath dining approval per m ² per annum	\$322.00	\$0.00	\$322.00	RR
Adjacent to 1 Rider Boulevard Rhodes - footpath dining approval per m ² per annum	\$422.00	\$0.00	\$422.00	RR

Other commercial areas

Other commercial areas - footpath dining per m ² per annum	\$264.00	\$0.00	\$264.00	RR
Other footpath locations Rhodes - footpath dining per m ² per annum	\$328.00	\$0.00	\$328.00	RR

Property administration

Fee for preparation of all Council leases	\$280.00	\$28.00	\$308.00	PC
Application to permanently close and purchase unused and unformed Council public road (S38A Roads Act) (non-refundable)	\$1,710.00	\$0.00	\$1,710.00	FC

Processes include preliminary internal investigations, status search/report and a report back to the applicant with the investigation result and may also include administration and submission of a report to Council to determine if a road closure application will be accepted or refused for progression to the next stage of the process.

Valuation, surveying, legal costs met by the applicant.

Any sale of land is subject to Council resolution and agreement by the applicant to the sale price.

Building services

General information

BUILDER'S INDEMNITY INSURANCE

Construction Certificates and Complying Development Certificates cannot be issued unless the applicant provides a certificate of insurance issued by an approved insurer under the Home Building Act 1989.

Persons who wish to do building work on their own home may apply to the Department of Fair Trading for an owner-builder permit where:

- (a) the cost of the work exceeds \$5,000;
- (b) the work relates to a single dwelling - house or dual occupancy; and
- (c) the work requires development consent or is complying development.

An owner-builder who sells their dwelling within seven (7) years of completion of the work must take out home warranty insurance.

For works valued at less than \$12,000, no insurance is required when carried out by a licensed builder.

LONG SERVICE LEVY

For building or subdivision works that exceed a value of \$250,000, payment of the Long Service Levy to the Long Service Levy Payments Corporation is required prior to Council (or an accredited certifier) issuing the Construction or Complying Development Certificate. Council acts as an agent for collection of this levy.

The amount payable is currently fixed at 0.25% of the total cost of the work and is GST exempt

continued on next page ...

Fees and Charges 2025-2026 City of Canada Bay | Page 19 of 84

Fee Description	Year 26/27			Pricing Code
	Fee excl.	GST	Fee incl.	

General information [continued]

General information about building services	As listed above.			Z
---	------------------	--	--	---

Complying Development Certificates

Administration of Complying Development Certificates

Complying Development Certificate Applications involving a Building Code of Australia alternative solution	Relevant application fee PLUS additional charges may be levied to recover Council's costs in more complicated assessments at the rate of \$315.00/hour or part thereof			RR
Such charges will be as determined by the Manager Health, Building & Compliance in consultation with the applicant.				
Confirmation in writing that development is exempt or complying development.	\$1,972.73	\$197.27	\$2,170.00	LR
Notification for Complying Development Certificates	\$192.00	\$0.00	\$192.00	LR

Complying Development Certificates – Application

Application To Modify A Complying Development Certificate (S.87) – After Certificate Has Been Issued, as same as CDC rates.

Work value less than or equal to \$20,000 (Class 1&10 Buildings)	\$1,218.18	\$121.82	\$1,340.00	RR
Work value between \$20,001 and \$50,000 (Class 1&10 Buildings)	\$2,100.00	\$210.00	\$2,310.00	RR
Work value between \$50,001 and \$200,000 (Class 1&10 Buildings)	\$3,009.09	\$300.91	\$3,310.00	RR
Work value between \$200,001 and \$1 million (Class 1&10 Buildings)	\$3,927.27	\$392.73	\$4,320.00	RR
Work value more than \$1 million (Class 1&10 Buildings)	\$4,945.45	\$494.55	\$5,440.00	RR
Work value less than or equal to \$20,000 (Class 2-9 Buildings)	\$1,745.45	\$174.55	\$1,920.00	RR
Work value between \$20,001 and \$50,000 (Class 2-9 Buildings)	\$3,218.18	\$321.82	\$3,540.00	RR
Work value between \$50,001 and \$200,000 (Class 2-9 Buildings)	\$3,636.36	\$363.64	\$4,000.00	RR
Work value between \$200,001 and \$1 million (Class 2-9 Buildings)	\$4,490.91	\$449.09	\$4,940.00	RR
Work value more than \$1 million (Class 2-9 Buildings)			POA	RR

Other activity application fees (Local Government Act 1993, section 68)

Manufactured home	\$3,360.00	\$0.00	\$3,360.00	LR
Other activities	\$269.00	\$0.00	\$269.00	LR
Street performances under section 68	\$0.00	\$0.00	\$0.00	Z

Compliance Cost Notice

Preparation and service of Notice of Intention to give Development Control Order	Maximum \$750 GST Exempt			LR
The fee will be charged with a Notice of Intention and an Order under the EPA Act for unauthorised works.				
Reasonable costs and expenses incurred for monitoring, compliance, investigation, preparation and other costs associated with the development control order	POA			LR

Fee Description	Year 26/27			Pricing Code
	Fee excl.	GST	Fee incl.	

Construction and Development Certification

Damage deposits

For alterations and additions, swimming pools, carports and light structure type works, a \$5,000 cap applies. For new single residential dwelling homes a cap of \$10,000 applies. For all other works including residential flat buildings, commercial/industrial and mixed developments no limit or cap applies.

Damage deposits / bonds / prepayments of all types, paid via cash, cheque, bank cheque, money order, credit card etc. All damage deposits / bonds / prepayments refundable, will not earn any interest while deposited with the Council as it is considered that administration cost in managing these monies, would more than offset the interest that would have been earned.

Bank guarantees associated with damage deposit – administration charge per bank guarantee	\$280.00	\$0.00	\$280.00	RR
Damage deposit for demolition works per metre of street frontage measured at the property boundary	\$257.00	\$0.00	\$257.00	BAGS
A damage deposit is held by Council until the works are completed. Any damage to Council infrastructure will need to be rectified before the damage deposit is able to be refunded. The damage to Council infrastructure is determined through the applicant lodging of pre and post works Infrastructure Damage Reports.				
Damage deposit for construction works valued at less than \$250,000	Deposit is 5% of cost of works			BAGS
A damage deposit is held by Council until the works are completed. Any damage to Council infrastructure will need to be rectified before the damage deposit is able to be refunded. The damage to Council infrastructure is determined through the applicant lodging of pre and post works Infrastructure Damage Reports. Damage deposit is calculated as 5% of the value of the construction works.				
Damage deposit for construction works valued at more than \$250,000	Deposit is 5% of cost of works			BAGS
A damage deposit is held by Council until the works are completed. Any damage to Council infrastructure will need to be rectified before the damage deposit is able to be refunded. The damage to Council infrastructure is determined through the applicant lodging of pre and post works Infrastructure Damage Reports. Damage deposit is calculated as 5% of the cost of construction works.				

Construction Certificates - Class 1&10 (Refer General Note)

General Note: Values listed in this table equate to the contract price or the cost of the building (in cases where there is no contract) and calculated in accordance with the Regulation. Values include the costs associated with the construction of the building, the costs associated with the preparation of the building for the purpose for which it is to be used (such as installing plant, fittings, fixtures and equipment), other works (if any) and costs of demolition (if any).

Work value less than or equal to \$25,000	\$1,218.18	\$121.82	\$1,340.00	MP
Work value between \$25,001 and \$50,000	\$2,100.00	\$210.00	\$2,310.00	MP
Work value between \$50,001 and \$100,000	\$3,009.09	\$300.91	\$3,310.00	MP
Work value between \$100,001 and \$300,000	\$3,554.55	\$355.45	\$3,910.00	MP
Work value between \$300,001 and \$1,000,000	\$3,927.27	\$392.73	\$4,320.00	MP
Work value exceeding \$1,000,001	\$4,945.45	\$494.55	\$5,440.00	MP

Construction Certificates - Class 2-9 (Refer General Note)

General Note: Values listed in this table equate to the contract price or the cost of the building (in cases where there is no contract) and calculated in accordance with the Regulation. Values include the costs associated with the construction of the building, the costs associated with the preparation of the building for the purpose for which it is to be used (such as installing plant, fittings, fixtures and equipment), other works (if any) and costs of demolition (if any).

Work value less than or equal to \$25,000	\$1,745.45	\$174.55	\$1,920.00	MP
Work value between \$25,001 and \$50,000	\$3,218.18	\$321.82	\$3,540.00	MP
Work value between \$50,001 and \$100,000	\$3,636.36	\$363.64	\$4,000.00	MP
Work value between \$100,001 and \$300,000	\$4,027.27	\$402.73	\$4,430.00	MP

continued on next page ...

Fees and Charges 2025-2026 City of Canada Bay | Page 21 of 84

Fee Description	Year 26/27			Pricing Code
	Fee excl.	GST	Fee incl.	

Construction Certificates - Class 2-9 (Refer General Note) [continued]

Work value between \$300,001 and \$1,000,000	\$4,490.91	\$449.09	\$4,940.00	MP
Work value exceeding \$1,000,001			POA	MP

Registration of certificates issued by accredited certifiers

Registration of a Complying Development Certificate	\$41.00	\$0.00	\$41.00	LR
Registration of Construction Certificate issued by Private Certifier (Not Complying Development)	\$46.00	\$0.00	\$46.00	LR
Registration of Occupation Certificate issued by Private Certifier	\$46.00	\$0.00	\$46.00	LR
Registration of Subdivision Certificate issued by Private Certifier (Not Complying Development)	\$46.00	\$0.00	\$46.00	LR

Transfer of PCA services to Council

Council appointed as PCA	Package as determined by Council delegate			RR
--------------------------	---	--	--	----

Construction Inspection

Inspection fee	\$363.64	\$36.36	\$400.00	MP
----------------	----------	---------	----------	----

Fire Safety Compliance

BCA Class 2-3 effective height <25m	\$768.18	\$76.82	\$845.00	MP
BCA Class 2-3 effective height >25m	\$1,536.36	\$153.64	\$1,690.00	MP
BCA Class 5-9 up to or equal to 500m ² floor area	\$636.36	\$63.64	\$700.00	MP
BCA Class 5-9 greater than 500m ² floor area	\$1,272.73	\$127.27	\$1,400.00	MP
Annual Fire Safety Statement - lodgement/registration fee	\$207.27	\$20.73	\$228.00	RR
Annual Fire Safety Statement – late fee	\$125 per month up to a maximum of five (5) months			LR
Annual Fire Safety Statement – Request to Stay Infringement Notice	\$400.00	\$0.00	\$400.00	LR

Building Information Certification (Section 6.24)
Section 6.24 - Classes 1 & 10 - Statutory

Classes 1 & 10 (dwellings), and Class 2 building containing only two dwellings	\$250 per dwelling			LR
--	--------------------	--	--	----

Section 6.24 - Other Classes - statutory

A building not exceeding 200m ²	\$250.00	\$0.00	\$250.00	LR
A building greater than 200m ² but not exceeding 2,000m ²	\$250 plus an additional 50 cents per m ² over 200m ²			LR
A building greater than 2,000m ²	\$1,165 plus an additional 7.50 cents per m ² over 2,000m ²			LR
Additional inspections	\$90.00	\$0.00	\$90.00	LR

Where a building information certificate application involves unauthorised works

Note: The applicable Development Application fees and/or Construction Certificate and inspection fees are payable for unauthorised works - refer to the relevant fee within the Schedule of Fees and Charges

Archive fee for unauthorised works building certificates*	\$100.00	\$0.00	\$100.00	LR
---	----------	--------	----------	----

Fee Description	Year 26/27			Pricing Code
	Fee excl.	GST	Fee incl.	

Certificates

Planning Certificates

Note that for strata lot applications, one fee is charged per lot applied for within that strata plan.

Section 10.7(2) Certificate Application/Reprint			\$71/lot	LR
Section 10.7(2)/(5) Certificate Application/Reprint			\$178/lot	LR
Fee for urgent processing of applications for section 10.7(2)/(5) within 24 hours	\$100/lot	(Council reserves the right not to make the service available)		LR

Outstanding notices

Outstanding notice – section 735A (per lot)	\$257.00	\$0.00	\$257.00	LR
---	----------	--------	----------	----

Occupation Certificates

Occupation Certificates (Council as PCA)	\$363.64	\$36.36	\$400.00	MP
--	----------	---------	----------	----

Rates certificates

Reprint and post rate notices and instalment notices	\$22.00	\$0.00	\$22.00	LR
Section 603 certificate	\$100.00	\$0.00	\$100.00	LR
Urgency fee – processed within 24 hours	\$189.00	\$0.00	\$189.00	RR

Section 54 Certificate (LGA, 1993)

Application fee	\$60.00	\$0.00	\$60.00	LR
-----------------	---------	--------	---------	----

Section 88G Certificate

(Conveyancing Act 1919)

Section 88G certificates (section 88G of Conveyancing Act)	\$10.00	\$0.00	\$10.00	LR
Section 88G certificate requiring inspection	\$35.00	\$0.00	\$35.00	LR

Swimming pool safety certificate

Swimming pool - registration of information	\$9.09	\$0.91	\$10.00	LR
Swimming pool - application exemption fee	\$250.00	\$0.00	\$250.00	LR
Swimming Pool - compliance certificate	\$150 plus \$100 for second and subsequent inspections.			LR
Swimming Pool - sign	\$26.00	\$2.60	\$28.60	RR

Compliance

Abandoned articles

Motor vehicles, trucks, trailers, caravans and unauthorised clothing bins

Impounding/administration/processing fee	\$230 impounding fee plus \$50/day admin/processing fee + \$220 towing fee			FC
--	--	--	--	----

Other goods

Impounding fee - watercraft	\$100 admin fee plus \$15 per day			FC
Political poster - per poster per day	\$20.80	\$0.00	\$20.80	LR

continued on next page ...

Fees and Charges 2025-2026 City of Canada Bay | Page 23 of 84

Fee Description	Year 26/27			Pricing Code
	Fee excl.	GST	Fee incl.	

Other goods [continued]

Impounding fee - all other items	\$100 admin fee + \$30 per day			FC
----------------------------------	--------------------------------	--	--	----

Clothing bank bins

Annual permit fee per bin - not registered charity	\$1,200.00	\$0.00	\$1,200.00	LR
Annual permit per bin - registered charity	\$520.00	\$0.00	\$520.00	RR
Initial Annual Application Fee	\$407.00	\$0.00	\$407.00	FC

Public health inspections

Improvement Notice Fee – Food Act	\$565.00	\$0.00	\$565.00	LR
Improvement Notice/Prohibition Notice – Public Health Act (Other)	\$309.00	\$0.00	\$309.00	LR
Improvement Notice/Prohibition Notice – Public Health Act (Per Regulated System)	\$665.00	\$0.00	\$665.00	LR
Brothel audit	\$610.00	\$0.00	\$610.00	FC
Food – pre-occupation inspection	\$205.00	\$0.00	\$205.00	FC
Food – itinerant/mobile food vendor - annual fee (includes administration fee and routine inspections)	\$205.00	\$0.00	\$205.00	FC
Food – reinspection fee	\$205.00	\$0.00	\$205.00	FC
Food - home jurisdiction inspection fee	\$350.00	\$0.00	\$350.00	LR
Food – level zero - inspection fee	\$180.00	\$0.00	\$180.00	FC
Food – level one – annual fee (includes administration fee and routine inspections)	\$350.00	\$0.00	\$350.00	FC
Food – level two – annual fee (includes administration fee and routine inspections)	\$685.00	\$0.00	\$685.00	FC
Food – level three – annual fee (includes administration fee and routine inspections)	\$980.00	\$0.00	\$980.00	FC
Food – temporary food stall (includes administration fee and one-off inspection) – per application/stall/vehicle	\$114.00	\$0.00	\$114.00	FC
Food – temporary food event – food vendor - per stall/vehicle	\$114.00	\$0.00	\$114.00	FC
Food - temporary food event - late application - urgency fee	\$350.00	\$0.00	\$350.00	FC
Food – Plug and Play Pilot Program – mobile vendor permit (includes administration fee and one-off inspection) – per vehicle/trailer	\$411.59	\$0.00	\$411.59	FC
Food – sampling and analysis – per sample	Total cost of sampling and analysis (per sample)			FC
Mortuary/funeral parlour/undertaker audit	\$175.00	\$0.00	\$175.00	FC
Regulated cooling tower system/warm water system audit – per system	\$226.00	\$0.00	\$226.00	FC
Shared accommodation/boarding house audit	\$207.00	\$0.00	\$207.00	FC
Skin penetration business - inspection fee (includes administration fee and routine inspections) & Administration Fee	\$205.00	\$0.00	\$205.00	FC
Skin penetration business - reinspection fee	\$157.00	\$0.00	\$157.00	FC
Skin penetration business - pre-occupation inspection fee	\$205.00	\$0.00	\$205.00	FC
Regulated swimming pool - inspection fee (includes administration fee and routine inspections)	\$178.00	\$0.00	\$178.00	FC
Petrol station audit	\$442.00	\$0.00	\$442.00	LR

Protection of the Environment Operations Act

Environmental Audit	\$403.00	\$0.00	\$403.00	FC
POEO – Cost compliance (S.104)	Total cost of compliance			RR
POEO – Notice Administration Fee	\$840.00	\$0.00	\$840.00	LR

continued on next page ...

Fees and Charges 2025-2026 City of Canada Bay | Page 24 of 84

Fee Description	Year 26/27			Pricing Code
	Fee excl.	GST	Fee incl.	

Protection of the Environment Operations Act [continued]

Wastewater management facility – approval to install (includes administration fee and initial inspection)	\$280.00	\$0.00	\$280.00	FC
Wastewater management facility – approval to operate (includes annual administration fee and inspections)	\$146.00	\$0.00	\$146.00	FC
Water analysis and sampling	Total cost of analysis and sampling			FC

Community services

Aged services and services for people with a disability

Active Adults (JUL-DEC)	\$30.00	\$3.00	\$33.00	PC
Active Adults (JAN-JUN)	\$30.91	\$3.09	\$34.00	PC
Bay Connection (JUL-DEC)	\$26.82	\$2.68	\$29.50	PC
Bay Connection (JAN-JUN)	\$27.73	\$2.77	\$30.50	PC

Child care

Wellbank Children's Centre

Enrolment bond + holding fee	One week of full fees based on child's days of attendance + \$70 holding fee			BAGS
Fee per day	\$179.00	\$0.00	\$179.00	PC

Victoria Avenue Children's Centre

Enrolment bond + holding fee	One week of full fees based on child's attendance patterns + \$70 holding fee			BAGS
Fee per day	\$179.00	\$0.00	\$179.00	PC

Street parties and school fetes

Traffic management – community street parties and school fetes (all inclusive subject to Council approval)	Maximum \$4,000			LR
--	-----------------	--	--	----

Development Applications

General Note: If two or more statutory fees apply to a single DA, then the amount payable shall be the sum of those fees.

Note 1: These fees are additional to other fees, which may apply.

Note 2: Regulations require Council to refund the amount of the fee not expended in advertising the application.

Developments involving erection of buildings, carrying out of works, or the demolition of buildings or works at work value – statutory

Councils collect the Planning Reform Fee (plan FIRST) on behalf of the NSW Government for building works or subdivisions that are estimated to have a value greater than \$50,000. The fee is calculated as a percentage of the estimated development cost and is payable upon lodgement of a Development Application (DA). The following DA fees are Plan FIRST inclusive.

DA for development up to \$5,000	\$147.00	\$0.00	\$147.00	LR
Between \$5,001 – \$50,000	\$226 plus \$3.00 for each \$1,000 or part above \$5,000			LR

continued on next page ...

Fees and Charges 2025-2026 City of Canada Bay | Page 25 of 84

Fee Description	Year 26/27			Pricing Code
	Fee excl.	GST	Fee incl.	

Developments involving erection of buildings, carrying out of works, or the demolition of buildings or works at work value – statutory [continued]

Between \$50,001 – \$250,000	\$469 plus \$3.64 for each \$1,000 or part above \$50,000			LR
Between \$250,001 – \$500,000	\$1,544 plus \$2.34 for each \$1,000 or part above \$250,000			LR
Between \$500,001 – \$1 million	\$2,325 plus \$1.64 for each \$1,000 or part above \$500,000			LR
Greater than \$1 million and less than \$10 million	\$3,483 plus \$1.44 for each \$1,000 above \$1 million			LR
Greater than \$10 million	\$21,146 plus \$1.19 for each \$1,000 above \$10 million			LR
Development application for development involving the erection of a dwelling house with an estimated cost of \$100,000 or less	\$606.00	\$0.00	\$606.00	LR
DA not involving building work, demolition or subdivision	\$379.00	\$0.00	\$379.00	LR
Additional fee for Development Application for designated development	\$1,226.00	\$0.00	\$1,226.00	LR

Amended DA plan reassessment fee

Estimated cost of works up to \$1 million	\$306.00	\$0.00	\$306.00	LR
Estimated cost of works of between \$1 million and up to \$5 million	\$610.00	\$0.00	\$610.00	LR
Estimated cost of works between \$5 million and up to \$10 million	\$1,100.00	\$0.00	\$1,100.00	LR
Estimated cost of works in excess of \$10 million	\$1,530.00	\$0.00	\$1,530.00	LR

Refund of Development Application fees

Withdrawal of application before assessment.	Maximum 75% of fees paid	PC
Withdrawal of application after assessment but prior to assessment report preparation	Maximum 50% of fees paid	PC
Withdrawal of application after determination	No refund	PC

Long Service Levy - statutory - collected on behalf of The Long Service Payments Corporation

The long service levy is applied to all NSW building and construction projects of \$250,000 or more (inc. GST).	The current rate is 0.25% of the total cost of the work	LR
---	---	----

Other developments – statutory

Development Applications for the pruning or removal of a tree for Heritage Items and Properties in H.C.A	\$110/application or \$44/application where applicant is a pensioner	LR
Development for the purpose of one or more advertisements.	\$379 plus an additional \$93 per advertisement in excess of one, or the fee in accordance with the above table, whichever is greater	LR

Subdivisions schedule 4 part 2

Other than Strata subdivision, involving the opening of a public road	\$885 plus \$65 per additional lot	LR
Other than Strata subdivision, not involving the opening of a public road	\$440 plus \$53 per additional lot	LR
Strata Units Subdivision	\$440 plus \$65 per additional lot	LR

Fee Description	Year 26/27			Pricing Code
	Fee excl.	GST	Fee incl.	

Linen releases (subdivision certificates)

Subdivision Certificates Application per lot			\$320/lot	MP
Re-inspection Fee	\$98.50	\$0.00	\$98.50	MP
Checking of section 88 instruments	\$1,070.00	\$0.00	\$1,070.00	MP
Re-execution of subdivision plans or section 88 instrument	\$1,070.00	\$0.00	\$1,070.00	MP
Minor boundary adjustments, where no new lots are proposed	\$1,010.00	\$0.00	\$1,010.00	MP

Integrated development and development which requires concurrence – statutory (refer Note 1)

Additional fee for development application for integrated development	\$187 + \$426 for each approval body to which the DA is to be forwarded			LR
Additional fee for development application for development requiring concurrence, other than if concurrence is assumed under Environmental Planning and Assessment Regulation 2021, section 55	\$187 + \$426 for each concurrence authority body to which the DA is to be forwarded			LR

Additional fees payable for development that requires advertising

In addition to any other fees payable, Council will charge up to the following maximum fees for giving of the notice required for the development:

a. in case of designated development	\$2,957.00	\$0.00	\$2,957.00	LR
b. in case of advertised development	\$1,472.00	\$0.00	\$1,472.00	LR
c. in case of prohibited development	\$1,472.00	\$0.00	\$1,472.00	LR
d. in case of development for which an environmental planning instrument requires notice to be given otherwise than as referred to in a, b or c above	\$1,472.00	\$0.00	\$1,472.00	LR
e. Development Application that is accompanied by a voluntary planning agreement under s7.4 of the Act	\$1,472.00	\$0.00	\$1,472.00	LR
f. Modification of consent (only if previously advertised or required by DCP 2017 to be notified)	\$1,472.00	\$0.00	\$1,472.00	LR
g. Application to review a determination as required by section 8.2-8.5 of the EP&A Act (where required by DCP 2017 to be notified)	\$1,472.00	\$0.00	\$1,472.00	LR

Development Applications - notification

Notification of Development Applications, Planning Proposals, s4.55 Applications or s8.2-s8.5 Applications

3D Digital Architectural Model (where Development Application is required to be referred to JRPP)	\$2,890.00	\$0.00	\$2,890.00	RR
3D Digital Architectural Model (where required to accompany a Development Application)	\$1,440.00	\$0.00	\$1,440.00	RR
a. Works up to \$10,000	\$52.50	\$0.00	\$52.50	RR
b. Works between \$10,001 and up to \$100,000	\$192.00	\$0.00	\$192.00	RR
c. Works between \$100,001 and up to \$500,000	\$378.00	\$0.00	\$378.00	RR
d. Works between \$500,001 and up to \$1 million	\$462.00	\$0.00	\$462.00	RR
e. Works greater than \$1 million and less than \$10 million	\$825.00	\$0.00	\$825.00	RR
f. Works greater than \$10 million	\$945.00	\$0.00	\$945.00	RR

Fee Description	Year 26/27			Pricing Code
	Fee excl.	GST	Fee incl.	

Notification fee for amended Development Application plans

Notification fee for amended development application plans	Refer to the notification fees for Original DA in the table above			LR
--	---	--	--	----

Review of determination under s8.2-s8.5

1. Review of determination of any other development up to \$5,000.	\$73.00	\$0.00	\$73.00	LR
2. Review of determination of any other development with an estimated cost of \$5,001-\$250,000.	\$114 plus an additional \$1.50 for each \$1,000 (or part of \$1,000) by which the estimated cost exceeds \$5,000			LR
3. Review of determination of any other development with an estimated cost of \$250,001-\$500,000.	\$666 plus an additional \$0.85 for each \$1,000 (or part of \$1,000) by which the estimated cost exceeds \$250,000			LR
4. Review of determination of any other development with an estimated cost of \$500,001-\$1,000,000.	\$949 plus an additional \$0.50 for each \$1,000 (or part of \$1,000) by which the estimated cost exceeds \$500,000			LR
5. Review of determination of any other development with an estimated cost of \$1,000,001-\$10,000,000.	\$1,314 plus an additional \$0.40 for each \$1,000 (or part of \$1,000) by which the estimated cost exceeds \$1,000,000			LR
6. Review of determination of any other development with an estimated cost more than \$10,000,000.	\$6,310 plus an additional \$0.27 for each \$1,000 (or part of \$1,000) by which the estimated cost exceeds \$10,000,000			LR
Review of determination for a development application that does not involve the erection of a building, the carrying out of a work or the demolition of a work or building.	50% of original application fee			LR
Review of determination for a development application that involves the erection of a dwelling house with an estimated cost of construction of \$100,000 or less.	\$253.00	\$0.00	\$253.00	LR
Application for review of decision to reject and not determine a development application under the Act, section 8.2(1)(c) if the estimated cost of development is (a)	\$73 if the estimated cost is less than \$100,000			LR
Application for review of decision to reject and not determine a development application under the Act, section 8.2(1)(c) if the estimated cost of development is (b)	\$199 if the estimated cost is \$100,000-\$1 million			LR
Application for review of decision to reject and not determine a development application under the Act, section 8.2(1)(c) if the estimated cost of development is (c)	\$333 if the estimated cost is more than \$1 million			LR
Appeal against determination of modification application under the Act, section 8.9	50% fee that was payable for the application the subject of appeal			LR
Notice of application for review of a determination under the Act, section 8.3	\$826.00	\$0.00	\$826.00	LR

Development Applications - modification of a consent under section 4.55 and 4.56

Section 4.55 (1) – corrections	\$95 under EPA Regulation 2021 Schedule 4 Clause 4.1			LR
Section 4.55 (1A) – minor modifications	Lesser of \$859 or 50% fee for original application			LR
S4.55 (2) of the Act, or under section 4.56 of the Act if the fee for the original application was less than \$100	50% of the fee for the original development application			LR
S4.55 (2) of the Act, or under section 4.56 of the Act where the fee of the original application was more than \$100 but does not involve the erection of a building, the carrying out of work or the demolition of a work or building	50% of the fee for the original development application			LR
S4.55 (2) of the Act, or under section 4.56 of the Act where the original application was for a dwelling house with an estimated cost of construction of \$100,000 or less	\$253.00	\$0.00	\$253.00	LR

continued on next page ...

Fees and Charges 2025-2026 City of Canada Bay | Page 28 of 84

Fee Description	Year 26/27			Pricing Code
	Fee excl.	GST	Fee incl.	

Development Applications - modification of a consent under section 4.55 and 4.56 [continued]

S4.55 (2) of the Act, or under section 4.56 of the Act for any other development up to an estimated cost of \$5,000	\$73.00	\$0.00	\$73.00	LR
S4.55 (2) of the Act, or under section 4.56 of the Act for any other development up to an estimated cost of \$5,001-\$250,000	\$113 plus an additional \$1.50 for each \$1,000 (or part of \$1,000) by which the estimated cost exceeds \$5,000			LR
S4.55 (2) of the Act, or under section 4.56 of the Act for any other development up to an estimated cost of \$250,001-\$500,000	\$666 plus an additional \$0.85 for each \$1,000 (or part of \$1,000) by which the estimated cost exceeds \$250,000			LR
S4.55 (2) of the Act, or under section 4.56 of the Act for any other development up to an estimated cost of \$500,001-\$1,000,000	\$949 plus an additional \$0.50 for each \$1,000 (or part of \$1,000) by which the estimated cost exceeds \$500,000			LR
S4.55 (2) of the Act, or under section 4.56 of the Act for any other development up to an estimated cost of \$1,000,001-\$10,000,000	\$1,314 plus an additional \$0.40 for each \$1,000 (or part of \$1,000) by which the estimated cost exceeds \$1,000,000			LR
S4.55 (2) of the Act, or under section 4.56 of the Act for any other development up to an estimated cost of more than \$10,000,000	\$6,310 plus an additional \$0.27 for each \$1,000 (or part of \$1,000) by which the estimated cost exceeds \$10,000,000			LR
Review of section 4.55 modification under section 8.2(1)(b)	50% of original s96 application fee			LR
Additional fee for modification application if notice of application is required to be given under the Act, section 4.55(2) or 4.56(1)	\$886			LR
Additional fee for modification application that is accompanied by statement of qualified designer	\$1,013.00	\$0.00	\$1,013.00	RR

Development Applications - other services

Certified Planning Documents – statutory

Provision of certified copy of a document, map or plan under the EP&A Act, section 10.8(2)	\$66.00	\$0.00	\$66.00	RR
Copy of Standard Conditions of Development Applications	\$41.40	\$0.00	\$41.40	RR

DA Pre-Lodgement Panel

Type of development Fee for service DA - Minor developments (Dwelling houses and Heritage)	\$686.36	\$68.64	\$755.00	RR
Type of development Fee for service DA - Major developments	\$1,090.91	\$109.09	\$1,200.00	RR

Design Review Panel referrals

Referral of Development Applications and Pre-lodgement Applications to the Design Review Panel	\$3,996.00	\$0.00	\$3,996.00	LR
Referral of amended plans (DA or Pre-DA) to the Design Review Panel	\$1,998.00	\$0.00	\$1,998.00	LR
Additional fee for modification application that is referred to Design Review Panel for advice	\$3,996.00	\$0.00	\$3,996.00	LR

Covenant removals or amendments

Application	\$140 plus \$70 per hour or part thereof in excess of two (2) hours			LR
-------------	---	--	--	----

Registration of notice of class 2 remediation

Registration of notice of intention to carry out Class 2 remediation works (clause 16 – SEPP 55)	\$256.00	\$0.00	\$256.00	RR
--	----------	--------	----------	----

Fee Description	Year 26/27			Pricing Code
	Fee excl.	GST	Fee incl.	

Development contributions to services and amenities

City of Canada Bay Local Infrastructure Contribution Plan

<https://www.canadabay.nsw.gov.au/development/plans-policies-and-controls/development-contribution-plans>

City of Canada Bay s7.11 contributions

Section 7.11 Contributions Plan Canada Bay	Charges shall be made for provision and improvement of infrastructure, including, but not limited to car parking (where applicable), open space, community facilities and roads, in accordance with the current section 7.11 Contributions Plan	LR
--	---	----

City of Canada Bay s7.12 contributions

Work value from \$0 to \$100,000	Nil	LR
Work value from \$100,001 to \$200,000	0.50% multiplied by the indexed development cost	LR
Work value greater than \$200,000	1% multiplied by the indexed development cost	LR

Homebush TOD 7.12 Contributions Plan

All development with a proposed cost up to and including \$100,000	Nil	LR
All development with a proposed cost between \$100,001 to \$250,000	0.5%	LR
All non-residential development with a proposed cost of more than \$250,000	1%	LR
All residential accommodation development with a proposed cost of more than \$250,000	3%	LR

City of Canada Bay s7.4 contributions

Application for planning agreement under s7.4 of the Environmental Planning and Assessment Act	Negotiated with each applicant as s7.4 agreement is proposed	LR
--	--	----

DCP amendments and re-zoning

Pre-planning proposal meeting

Scoping proposal and meeting	\$9,090.91	\$909.09	\$10,000.00	RR
------------------------------	------------	----------	-------------	----

Planning proposals

A Minor LEP generally refers to a single allotment spot rezoning generated by a planning anomaly or inconsistency, or minor amendments such as the modification of a development standard. These rezoning are generally not complex or contentious. A Major LEP refers to all other rezoning applications submitted to Council. Fees for both major and minor LEP amendments are not refundable.

Major LEP	\$100,000.00	\$0.00	\$100,000.00	FC
Major DCP	\$30,000.00	\$0.00	\$30,000.00	FC
Minor LEP or DCP	\$10,000.00	\$0.00	\$10,000.00	FC
Reimbursement of actual cost of required consultants (ie. planning urban design, traffic, heritage financial / economic, legal, etc)			At cost	FC

Fee Description	Year 26/27			Pricing Code
	Fee excl.	GST	Fee incl.	

Events

Event administration

Local business promotional pitch (events & activations)	\$45.45	\$4.55	\$50.00	MP
Road Closure Event Sites (Formosa St & Jellicoe St)			Price on application	FC
Cancellation fee (prior to one (1) month before event)			50% of fee	FC
Cancellation fee (within one (1) month of event)			100% of Fee	FC
Fete stall hire (2.4m x 2.4m or similar)*	\$159.09	\$15.91	\$175.00	FC
*external hire arranged by Council – only available for certain events				
Marquee hire (3m x 3m or similar)*	\$327.27	\$32.73	\$360.00	FC
*external hire arranged by Council – only available for certain events				
Pop up marquee hire - collection only	\$50.00	\$5.00	\$55.00	FC
Post-event – garbage clean-up penalty	\$154.55	\$15.45	\$170.00	FC
Food - temporary food event - food vendor - per stall/vehicle	\$114.00	\$0.00	\$114.00	FC
Event equipment hire and delivery (equipment list available on demand)			At cost	FC
Town Centres & Shared Spaces Hire	\$136.36	\$13.64	\$150.00	FC

Ferragosto stallholder applications

Ferragosto stallholder applications open at the start of each calendar year and the fees apply for the Ferragosto within the same calendar year.

*Temporary food stall admin/inspection fee is included for all food stalls and vans

Local business based in Five Dock town centre - merchandise / other site #	\$227.27	\$22.73	\$250.00	PC
Local business based in Five Dock town centre - pre-packaged food site	\$227.27	\$22.73	\$250.00	PC
Local business based in Five Dock town centre - alcohol site	\$227.27	\$22.73	\$250.00	PC
Local business based in Five Dock town centre - food stall*	\$336.36	\$33.64	\$370.00	PC
Not-for-profit community group site	\$227.27	\$22.73	\$250.00	PC
City of Canada Bay business – merchandise / other site	\$454.55	\$45.45	\$500.00	PC
City of Canada Bay business – pre-packaged food site	\$454.55	\$45.45	\$500.00	PC
City of Canada Bay business – alcohol site	\$454.55	\$45.45	\$500.00	PC
City of Canada Bay business – food stall*	\$618.18	\$61.82	\$680.00	PC
City of Canada Bay business – food van * (up to six (6) metres)	\$1,072.73	\$107.27	\$1,180.00	PC
Merchandise / other site	\$600.00	\$60.00	\$660.00	FC
Pre-packaged food site	\$600.00	\$60.00	\$660.00	FC
Alcohol site	\$600.00	\$60.00	\$660.00	FC
Food stall*	\$763.64	\$76.36	\$840.00	FC
Food van* (up to six (6) metres)	\$1,218.18	\$121.82	\$1,340.00	FC
Food Van - per metre greater than six (6) metres	\$95.45	\$9.55	\$105.00	FC
Site safety non-compliance fee (eg. unsafe structure, no fire extinguisher)	\$154.55	\$15.45	\$170.00	FC
Late application fee (admin fee for applications received after closing date)	\$50.00	\$5.00	\$55.00	FC

Large events (over 10,000 but less than 40,000 attendees)

* Health inspection fee is included in the fees and charges for all food and wine stalls.

Not-for-profit community group stall	\$147.73	\$14.77	\$162.50	FC
City of Canada Bay business – food stall*	\$404.55	\$40.45	\$445.00	FC

continued on next page ...

Fees and Charges 2025-2026 City of Canada Bay | Page 31 of 84

Fee Description	Year 26/27			Pricing Code
	Fee excl.	GST	Fee incl.	

Large events (over 10,000 but less than 40,000 attendees) [continued]

City of Canada Bay business – food van	\$700.00	\$70.00	\$770.00	FC
City of Canada Bay business – pre-packaged food site	\$295.45	\$29.55	\$325.00	FC
City of Canada Bay business – merchandise / other site	\$295.45	\$29.55	\$325.00	FC
City of Canada Bay business – alcohol site	\$295.45	\$29.55	\$325.00	FC
Food stall*	\$550.00	\$55.00	\$605.00	FC
Food van	\$990.91	\$99.09	\$1,090.00	FC
Pre-packaged food stall	\$440.91	\$44.09	\$485.00	FC
Merchandise / other site	\$440.91	\$44.09	\$485.00	FC
Alcohol site	\$440.91	\$44.09	\$485.00	FC
Amusement hire space - per ride	Price on application			FC

Medium events (greater than 1,000, less than 10,000 attendees)

* Health inspection fee is included in the fees and charges for all food and wine stalls.

Not-for-profit community group site	\$72.73	\$7.27	\$80.00	FC
City of Canada Bay business – food site	\$254.55	\$25.45	\$280.00	FC
City of Canada Bay business – food van	\$400.00	\$40.00	\$440.00	FC
City of Canada Bay business – pre-packaged food site	\$145.45	\$14.55	\$160.00	FC
City of Canada Bay business – merchandise / other site	\$145.45	\$14.55	\$160.00	FC
City of Canada Bay business – alcohol site	\$145.45	\$14.55	\$160.00	FC
Food site	\$400.00	\$40.00	\$440.00	FC
Food van	\$509.09	\$50.91	\$560.00	FC
Pre-packaged food site	\$204.55	\$20.45	\$225.00	FC
Merchandise / other site	\$204.55	\$20.45	\$225.00	FC
Alcohol site	\$204.55	\$20.45	\$225.00	FC
Amusement hire space - per ride	Price on application			FC

Facilities hire and use

General conditions of venues hire

Note 1

The venue hire terms and conditions are located on the Council website or when requested by the Venues Management team. Groups may additionally pay:

- A bond of up to \$1,000
- A key bond of \$100
- A security fee
- Public liability insurance to the value of \$20 million is required. Hirers may be eligible to use Council insurance for the nominated fee (as noted below). A hirer is eligible if they are a person or group of persons (not being a sporting body, club, association, corporation or incorporated body), that hire a Council facility for non-commercial or non-profit making purposes, fewer than 12 times per calendar year.

Note 2

Council reserves the right to do the following:

- Revise minimum hire booking periods at any time.

General conditions of venues hire	As listed above.	Z
-----------------------------------	------------------	---

Fee Description	Year 26/27			Pricing Code
	Fee excl.	GST	Fee incl.	

Administration of facilities hire

Venue coordination

Breach of terms and conditions (per breach)	\$118.18	\$11.82	\$130.00	PC
Additional to any further costs incurred (if applicable)				
Cancellation fees - less than four (4) weeks prior to time of hire	50% of room hire fees			PC
Cancellation fees - less than two (2) weeks prior to time of hire	100% of room hire fees			FC
Damage to Council property	Full cost recovery per booking			FC
Standard Rate - Bond (except Five Dock Library Bay Room, Concord Library Function Room, The Connection Event Space)	\$600.00	\$0.00	\$600.00	BAGS
Not for profit/charity (discounted rate) - Bond (except Five Dock Library Bay Room, Concord Library Function Room, The Connection Event Space)	\$300.00	\$0.00	\$300.00	BAGS
Regular Hirer Bond (except Five Dock Library Bay Room, Concord Library Function Room)	\$300.00	\$0.00	\$300.00	BAGS
A regular hirer is defined as any individual, business or organisation that has booked 10 or more dates within a calendar year.				
All Hirers - Bond - The Connection Event Space	\$1,000.00	\$0.00	\$1,000.00	BAGS
Insurance - One-off hall hirers	\$28.18	\$2.82	\$31.00	FC
Key replacement for halls	Full cost of Recovery			FC
Replacement cost of access card	\$52.27	\$5.23	\$57.50	FC
Fire alarm turn-out fee by Fire and Rescue NSW	\$1,600.00	\$160.00	\$1,760.00	LR
The NSW Fire Brigades Act 1989, Sect 42, allows Fire and Rescue NSW to charge for attending false alarm callouts to monitored Automatic Fire Alarm systems. Council reserves the right to pass on the charge to applicant.				
Security Guard Fee Per hour Per Guard (minimum 4 hours)	\$80.45	\$8.05	\$88.50	FC
Alarm callout fee	\$119.09	\$11.91	\$131.00	FC
Cleaning Fee (Payable if venue requires additional cleaning)	Full Cost Recovery per booking			FC
Venue callout fee (per hour)	Full Cost Recovery per booking			FC

Storage fees

Standard Rate - Storage

Small (0-0.99m3) per annum	\$94.55	\$9.45	\$104.00	FC
Medium (1-1.59m3) per annum	\$189.09	\$18.91	\$208.00	FC
Large (1.60+m3) per annum	\$284.55	\$28.45	\$313.00	FC

Not for profit/charity (discounted rate) - Storage

Small (0-0.99m3) per annum	\$47.27	\$4.73	\$52.00	PC
Medium (1-1.59m3) per annum	\$94.55	\$9.45	\$104.00	PC
Large (1.60+m3) per annum	\$142.27	\$14.23	\$156.50	PC

Cabarita Conservatory

Standard Rate - Cabarita Conservatory

A minimum of four (4) hours will be charged.

Off-peak hours - Monday to Thursday – 7am-11pm (per hour)	\$86.36	\$8.64	\$95.00	FC
Peak hours - Friday to Sunday and Public Holidays - 7am-11pm (per hour)	\$144.55	\$14.45	\$159.00	FC

Fee Description	Year 26/27			Pricing Code
	Fee excl.	GST	Fee incl.	

Not for profit/charity (discounted rate) - Cabarita Conservatory

A minimum of two (2) hours will be charged.

Off-peak hours - Monday to Thursday – 7am-11pm (per hour)	\$50.91	\$5.09	\$56.00	PC
Peak hours - Friday to Sunday and Public Holidays – 7am-11pm (per hour)	\$72.27	\$7.23	\$79.50	PC

Campbell Park Community Hall

Standard rate - Campbell Park Community Hall

A minimum of four (4) hours will be charged.

Off-peak hours - Monday to Friday – 7am-11pm (per hour)	\$45.45	\$4.55	\$50.00	FC
Peak hours - Saturday to Sunday and Public Holidays - 7am-11pm (per hour)	\$76.36	\$7.64	\$84.00	FC

Not for profit/charity (discounted rate) - Campbell Park Community Hall

A minimum of two (2) hours will be charged.

Off-peak hours - Monday to Thursday – 7am-11pm, Friday – 7am–6pm (per hour)	\$24.55	\$2.45	\$27.00	PC
Peak hours - Friday - 6pm-11pm, Saturday to Sunday and Public Holidays - 7am–11pm (per hour)	\$38.18	\$3.82	\$42.00	PC

Canada Bay Civic Hall

Standard rate - Canada Bay Civic Hall

A minimum of two (2) hours will be charged.

Off-peak hours - Monday to Thursday – 7am-11pm, Friday – 7am–6pm (per hour)	\$56.36	\$5.64	\$62.00	FC
Peak hours - Friday - 6pm-11pm, Saturday to Sunday and Public Holidays - 7am–11pm (per hour)	\$70.00	\$7.00	\$77.00	FC

Not for profit/charity (discounted rate) - Canada Bay Civic Hall

A minimum of two (2) hours will be charged.

Off-peak hours - Monday to Thursday – 7am-11pm, Friday – 7am–6pm (per hour)	\$29.09	\$2.91	\$32.00	PC
Peak hours - Friday - 6pm-11pm, Saturday to Sunday and Public Holidays - 7am–11pm (per hour)	\$35.00	\$3.50	\$38.50	PC

Chiswick Community Centre

Standard rate - Chiswick Community Centre

A minimum of four (4) hours will be charged.

Off-peak hours - Monday to Thursday – 7am-11pm, Friday – 7am–6pm (per hour)	\$50.91	\$5.09	\$56.00	FC
Peak hours - Friday - 6pm-11pm, Saturday to Sunday and Public Holidays - 7am–11pm (per hour)	\$63.64	\$6.36	\$70.00	FC

Not for profit/charity (discounted rate) - Chiswick Community Centre

A minimum of two (2) hours will be charged.

continued on next page ...

Fees and Charges 2025-2026 City of Canada Bay | Page 34 of 84

Fee Description	Year 26/27			Pricing Code
	Fee excl.	GST	Fee incl.	

Not for profit/charity (discounted rate) - Chiswick Community Centre [continued]

Off-peak hours - Monday to Thursday – 7am-11pm, Friday – 7am-6pm (per hour)	\$25.45	\$2.55	\$28.00	PC
Peak hours - Friday - 6pm-11pm, Saturday to Sunday and Public Holidays - 7am-11pm (per hour)	\$31.82	\$3.18	\$35.00	PC

Concord Library Function Room

Library meeting rooms are only available for bookings during library operating hours. Please note that Council libraries are not open on public holidays and may operate at reduced opening hours around significant holidays. Check the Council webpage for details - <https://www.canadabay.nsw.gov.au/libraries/Location-and-opening-hours>

Standard rate - Concord Library Room

A minimum of two (2) hours will be charged.

Off-peak hours - Monday to Thursday – 9:30am -7:30pm, Friday – 9:30am -5pm (per hour)	\$53.18	\$5.32	\$58.50	FC
Peak hours - Saturday – 9:30am-4pm, Sunday – 1pm-5pm (per hour)	\$66.36	\$6.64	\$73.00	FC

Not for profit/charity (discounted rate) - Concord Library Room

A minimum of two (2) hours will be charged.

Off-peak hours - Monday to Thursday – 9:30am-7:30pm, Friday – 9:30am-5pm (per hour)	\$27.27	\$2.73	\$30.00	PC
Peak hours - Saturday – 9:30am-4pm, Sunday – 1pm-5pm (per hour)	\$33.18	\$3.32	\$36.50	PC

Concord Community Centre

Concord Community Centre Function Room

Standard rate - Concord Community Centre Function Room

A minimum of four (4) hours will be charged.

Off-peak hours - Monday to Thursday – 7am-11pm, Friday – 7am-6pm (per hour)	\$70.91	\$7.09	\$78.00	FC
Peak hours - Friday - 6pm-11pm, Saturday to Sunday and Public Holidays - 7am-11pm (per hour)	\$88.18	\$8.82	\$97.00	FC

Not for profit/charity (discounted rate) - Concord Community Centre Function Room

A minimum of two (2) hours will be charged.

Off-peak hours - Monday to Thursday – 7am-11pm, Friday – 7am-6pm (per hour)	\$45.45	\$4.55	\$50.00	PC
Peak hours - Friday - 6pm-11pm, Saturday to Sunday and Public Holidays - 7am-11pm (per hour)	\$56.36	\$5.64	\$62.00	PC

Concord Community Centre Meeting Room

Standard rate - Concord Community Centre Meeting Room

A minimum of four (4) hours will be charged.

Off-peak hours - Monday to Thursday – 7am-11pm, Friday – 7am-6pm (per hour)	\$46.36	\$4.64	\$51.00	FC
---	---------	--------	---------	----

continued on next page ...

Fees and Charges 2025-2026 City of Canada Bay | Page 35 of 84

Fee Description	Year 26/27			Pricing Code
	Fee excl.	GST	Fee incl.	

Standard rate - Concord Community Centre Meeting Room [continued]

Peak hours - Friday - 6pm-11pm, Saturday to Sunday and Public Holidays - 7am-11pm (per hour)	\$57.73	\$5.77	\$63.50	FC
--	---------	--------	---------	----

Not for profit/charity (discounted rate) - Concord Community Centre Meeting Room

A minimum of two (2) hours will be charged.

Off-peak hours - Monday to Thursday – 7am-11pm, Friday – 7am-6pm (per hour)	\$29.55	\$2.95	\$32.50	PC
Peak hours - Friday - 6pm-11pm, Saturday to Sunday and Public Holidays - 7am-11pm (per hour)	\$36.82	\$3.68	\$40.50	PC

Concord Memorial Hall

Standard rate - Concord Memorial Hall

A minimum of two (2) hours will be charged.

Off-peak hours - Monday to Thursday – 7am-11pm, Friday – 7am-6pm (per hour)	\$40.91	\$4.09	\$45.00	FC
Peak hours - Friday - 6pm-11pm, Saturday to Sunday and Public Holidays - 7am-11pm (per hour)	\$51.36	\$5.14	\$56.50	FC

Not for profit/charity (discounted rate) - Concord Memorial Hall

A minimum of two (2) hours will be charged.

Off-peak hours - Monday to Thursday – 7am-11pm, Friday – 7am-6pm (per hour)	\$21.82	\$2.18	\$24.00	PC
Peak hours - Friday - 6pm-11pm, Saturday to Sunday and Public Holidays - 7am-11pm (per hour)	\$25.68	\$2.57	\$28.25	PC

Concord Senior Citizens Centre

Concord Senior Citizens Club

Concord Senior Citizens Club (per hour)	\$7.00	\$0.70	\$7.70	PC
---	--------	--------	--------	----

Concord Senior Citizens Centre Meeting Room 1

Standard rate - Concord Senior Citizens Centre Meeting Room 1

A minimum of two (2) hours will be charged.

Off-peak hours - Monday to Friday - 7am-11pm (per hour)	\$41.36	\$4.14	\$45.50	FC
Peak hours - Saturday to Sunday and Public Holidays – 7am-11pm (per hour)	\$51.36	\$5.14	\$56.50	FC

Not for profit/charity (discounted rate) - Concord Senior Citizens Centre Meeting Room 1

A minimum of two (2) hours will be charged.

Off-peak hours - Monday to Friday - 7am-11pm (per hour)	\$20.91	\$2.09	\$23.00	PC
Peak hours - Saturday to Sunday and Public Holidays – 7am-11pm (per hour)	\$25.68	\$2.57	\$28.25	PC

Concord Senior Citizens Centre Meeting Room 2

Standard rate - Concord Senior Citizens Centre Meeting Room 2

A minimum of two (2) hours will be charged.

continued on next page ...

Fees and Charges 2025-2026 City of Canada Bay | Page 36 of 84

Fee Description	Year 26/27			Pricing Code
	Fee excl.	GST	Fee incl.	

Standard rate - Concord Senior Citizens Centre Meeting Room 2 [continued]

Off-peak hours - Monday to Friday - 7am-11pm (per hour)	\$48.64	\$4.86	\$53.50	PC
Peak hours - Saturday to Sunday and Public Holidays – 7am-11pm (per hour)	\$60.45	\$6.05	\$66.50	PC

Not for profit/charity (discounted rate) - Concord Senior Citizens Centre Meeting Room 2

A minimum of two (2) hours will be charged.

Off-peak hours - Monday to Friday - 7am-11pm (per hour)	\$22.27	\$2.23	\$24.50	PC
Peak hours - Saturday to Sunday and Public Holidays – 7am-11pm (per hour)	\$30.23	\$3.02	\$33.25	PC

Concord Senior Citizens Centre Auditorium

Standard rate - Concord Senior Citizens Centre Auditorium

A minimum of four (4) hours will be charged.

Off-peak hours - Monday to Thursday – 7am-11pm, Friday - 7am-6pm (per hour)	\$53.18	\$5.32	\$58.50	FC
Peak hours - Friday - 6pm-11pm, Saturday to Sunday and Public Holidays - 7am-11pm (per hour)	\$66.36	\$6.64	\$73.00	FC

Not for profit/charity (discounted rate) - Concord Senior Citizens Centre Auditorium

A minimum of two (2) hours will be charged.

Off-peak hours - Monday to Thursday – 7am-11pm, Friday - 7am-6pm (per hour)	\$27.27	\$2.73	\$30.00	PC
Peak hours - Friday - 6pm-11pm, Saturday to Sunday and Public Holidays - 7am-11pm (per hour)	\$33.18	\$3.32	\$36.50	FC

Drummoyne Oval - Greg Davis Stand

Standard rate - Drummoyne Oval - Greg Davis Stand

A minimum of four (4) hours will be charged.

Off-peak hours - Monday to Friday - 7am-11pm (per hour)	\$124.55	\$12.45	\$137.00	FC
Peak hours - Saturday to Sunday and Public Holidays – 7am-11pm (per hour)	\$155.45	\$15.55	\$171.00	FC

Not for profit/charity (discounted rate) - Drummoyne Oval - Greg Davis Stand

A minimum of two (2) hours will be charged.

Off-peak hours - Monday to Friday - 7am-11pm (per hour)	\$62.73	\$6.27	\$69.00	FC
Peak hours - Saturday to Sunday and Public Holidays – 7am-11pm (per hour)	\$77.73	\$7.77	\$85.50	FC

Five Dock Library - Bay Room

Library meeting rooms are only available for bookings during library operating hours. Please note that Council libraries are not open on public holidays and may operate at reduced opening hours around significant holidays. Check the Council webpage for details - <https://www.canadabay.nsw.gov.au/libraries/Location-and-opening-hours>

Standard rate - Five Dock Library - Bay Room

A minimum of two (2) hours will be charged.

continued on next page ...

Fees and Charges 2025-2026 City of Canada Bay | Page 37 of 84

Fee Description	Year 26/27			Pricing Code
	Fee excl.	GST	Fee incl.	

Standard rate - Five Dock Library - Bay Room [continued]

Off-peak hours - Monday to Thursday – 9:30am–7:30pm, Friday – 9:30am-5pm (per hour)	\$43.64	\$4.36	\$48.00	FC
Peak hours - Saturday – 9:30am–4pm, Sunday – 1pm–5pm (per hour)	\$54.55	\$5.45	\$60.00	FC

Not for profit/charity (discounted rate) - Five Dock Library - Bay Room

A minimum of two (2) hours will be charged.

Off-peak hours - Monday to Thursday – 9:30am–7:30pm, Friday – 9:30am-5pm (per hour)	\$21.82	\$2.18	\$24.00	PC
Peak hours - Saturday – 9:30am–4pm, Sunday – 1pm–5pm (per hour)	\$27.27	\$2.73	\$30.00	PC

Rhodes Community Centre

Standard rate - Rhodes Community Centre (Combined)

A minimum of four (4) hours will be charged.

Off-peak hours - Monday to Friday – 7am–11pm, Saturday to Sunday – 6pm–11pm (per hour)	\$58.64	\$5.86	\$64.50	FC
Peak hours - Saturday to Sunday and Public Holidays – 7am–6pm (per hour)	\$72.73	\$7.27	\$80.00	FC

Not for profit/charity (discounted rate) - Rhodes Community Centre (Combined)

A minimum of two (2) hours will be charged.

Off-peak hours - Monday to Friday – 7am–11pm, Saturday to Sunday – 6pm–11pm (per hour)	\$37.73	\$3.77	\$41.50	PC
Peak hours - Saturday to Sunday and Public Holidays – 7am–6pm (per hour)	\$48.18	\$4.82	\$53.00	PC

The Connection - Rhodes

The Connection - Event Space - Combined (incl. Terrace & Foyer)

Standard rate - The Connection - Rhodes Event Space Combined

A minimum of four (4) hours will be charged.

Off-peak hours – Monday to Thursday - 7am-11pm , Friday - 7am-4pm (per hour)	\$290.91	\$29.09	\$320.00	FC
Peak hours - Friday - 4pm-11pm, Saturday to Sunday and Public Holidays - 7am–11pm (per hour)	\$363.64	\$36.36	\$400.00	FC

Not for profit/charity (discounted rate) - The Connection - Rhodes Event Space Combined

A minimum of four (4) hours will be charged.

Off-peak hours – Monday to Thursday - 7am-11pm , Friday - 7am-4pm (per hour)	\$145.45	\$14.55	\$160.00	PC
Peak hours - Friday - 4pm-11pm, Saturday to Sunday and Public Holidays - 7am–11pm (per hour)	\$181.82	\$18.18	\$200.00	PC

The Connection - Rhodes Event Space 1

Standard rate - The Connection - Event Space 1

A minimum of four (4) hours will be charged.

continued on next page ...

Fees and Charges 2025-2026 City of Canada Bay | Page 38 of 84

Fee Description	Year 26/27			Pricing Code
	Fee excl.	GST	Fee incl.	

Standard rate - The Connection - Event Space 1 [continued]

Off-peak hours – Monday to Thursday - 7am-11pm , Friday - 7am-4pm (per hour)	\$83.18	\$8.32	\$91.50	FC
Peak hours - Friday - 4pm-11pm, Saturday to Sunday and Public Holidays - 7am–11pm (per hour)	\$104.55	\$10.45	\$115.00	FC

Not for profit/charity (discounted rate) - The Connection - Rhodes Event Space 1

A minimum of four (4) hours will be charged.

Off-peak hours – Monday to Thursday - 7am-11pm , Friday - 7am-4pm (per hour)	\$39.09	\$3.91	\$43.00	PC
Peak hours - Friday - 4pm-11pm, Saturday to Sunday and Public Holidays - 7am–11pm (per hour)	\$52.27	\$5.23	\$57.50	PC

The Connection - Rhodes Event Space 2

Standard rate - The Connection - Rhodes Event Space 2

A minimum of four (4) hours will be charged.

Off-peak hours – Monday to Thursday - 7am-11pm , Friday - 7am-4pm (per hour)	\$145.45	\$14.55	\$160.00	FC
Peak hours - Friday - 4pm-11pm, Saturday to Sunday and Public Holidays - 7am–11pm (per hour)	\$182.73	\$18.27	\$201.00	FC

Not for profit/charity (discounted rate) - The Connection - Rhodes Event Space 2

A minimum of four (4) hours will be charged.

Off-peak hours – Monday to Thursday - 7am-11pm , Friday - 7am-4pm (per hour)	\$73.18	\$7.32	\$80.50	PC
Peak hours - Friday - 4pm-11pm, Saturday to Sunday and Public Holidays - 7am–11pm (per hour)	\$91.36	\$9.14	\$100.50	PC

The Connection – Rhodes Meeting Room 1 & 2 (Combined)

Standard rate - The Connection - Meeting Room 1&2 Combined

A minimum of two (2) hours will be charged.

Off-peak hours – Monday to Thursday - 7am-5pm, Friday to Sunday - 7am-11pm (per hour)	\$68.18	\$6.82	\$75.00	PC
Peak hours – Monday to Thursday - 5pm-11pm and Public Holidays - 7am-11pm (per hour)	\$84.55	\$8.45	\$93.00	FC

Not for profit/charity (discounted rate) - The Connection - Meeting Room 1&2 Combined

A minimum of two (2) hours will be charged.

Off-peak hours – Monday to Thursday - 7am-5pm, Friday to Sunday - 7am-11pm (per hour)	\$34.09	\$3.41	\$37.50	PC
Peak hours – Monday to Thursday - 5pm-11pm and Public Holidays - 7am-11pm (per hour)	\$42.27	\$4.23	\$46.50	FC

The Connection - Rhodes Meeting Room 1

Standard rate - The Connection - Rhodes Meeting Room 1

A minimum of two (2) hours will be charged.

continued on next page ...

Fees and Charges 2025-2026 City of Canada Bay | Page 39 of 84

Fee Description	Year 26/27			Pricing Code
	Fee excl.	GST	Fee incl.	

Standard rate - The Connection - Rhodes Meeting Room 1 [continued]

Off-peak hours – Monday to Thursday - 7am-5pm, Friday to Sunday - 7am-11pm (per hour)	\$54.55	\$5.45	\$60.00	FC
Peak hours – Monday to Thursday - 5pm-11pm and Public Holidays - 7am-11pm (per hour)	\$68.18	\$6.82	\$75.00	FC

Not for profit/charity (discounted rate) - The Connection - Rhodes Meeting Room 1

A minimum of two (2) hours will be charged.

Off-peak hours – Monday to Thursday - 7am-5pm, Friday to Sunday - 7am-11pm (per hour)	\$23.64	\$2.36	\$26.00	PC
Peak hours – Monday to Thursday - 5pm-11pm and Public Holidays - 7am-11pm (per hour)	\$34.09	\$3.41	\$37.50	PC

The Connection - Rhodes Meeting Room 2/3

Standard rate - The Connection - Rhodes Meeting Room 2/3

A minimum of two (2) hours will be charged.

Off-peak hours – Monday to Thursday - 7am-5pm, Friday to Sunday - 7am-11pm (per hour)	\$43.18	\$4.32	\$47.50	FC
Peak hours – Monday to Thursday - 5pm-11pm and Public Holidays - 7am-11pm (per hour)	\$52.27	\$5.23	\$57.50	FC

Not for profit/charity (discounted rate) - The Connection - Rhodes Meeting Room 2/3

A minimum of two (2) hours will be charged.

Off-peak hours – Monday to Thursday - 7am-5pm, Friday to Sunday - 7am-11pm (per hour)	\$21.82	\$2.18	\$24.00	PC
Peak hours – Monday to Thursday - 5pm-11pm and Public Holidays - 7am-11pm (per hour)	\$26.14	\$2.61	\$28.75	PC

The Connection - Rhodes Activity Room

Standard rate - The Connection - Rhodes Activity Room

A minimum of two (2) hours will be charged.

Off-peak hours – Monday to Thursday - 7am-5pm, Friday to Sunday - 7am-11pm (per hour)	\$57.73	\$5.77	\$63.50	FC
Peak hours – Monday to Thursday - 5pm-11pm and Public Holidays - 7am-11pm (per hour)	\$71.82	\$7.18	\$79.00	FC

Not for profit/charity (discounted rate) - The Connection - Rhodes Activity Room

A minimum of two (2) hours will be charged.

Off-peak hours – Monday to Thursday - 7am-5pm, Friday to Sunday - 7am-11pm (per hour)	\$24.55	\$2.45	\$27.00	PC
Peak hours – Monday to Thursday - 5pm-11pm and Public Holidays - 7am-11pm (per hour)	\$35.91	\$3.59	\$39.50	PC

The Connection - Deck & Amphitheatre

Standard rate - The Connection - Deck & Amphitheatre

Off-peak hours - Monday to Thursday - 9am-11pm, Friday 9am-5pm, Sunday – 5pm-11pm (per hour)	\$90.91	\$9.09	\$100.00	FC
--	---------	--------	----------	----

continued on next page ...

Fees and Charges 2025-2026 City of Canada Bay | Page 40 of 84

Fee Description	Year 26/27			Pricing Code
	Fee excl.	GST	Fee incl.	

Standard rate - The Connection - Deck & Amphitheatre [continued]

Peak hours - Friday 5pm-11pm, Saturday and Public Holidays 9am-11pm, Sunday 9am-5pm (per hour)	\$119.09	\$11.91	\$131.00	FC
--	----------	---------	----------	----

Not for profit/charity (discounted rate) - The Connection - Deck & Amphitheatre

Off-peak hours - Monday to Thursday - 9am-11pm, Friday 9am-5pm, Sunday - 5pm-11pm (per hour)	\$45.45	\$4.55	\$50.00	PC
Peak hours - Friday 5pm-11pm, Saturday and Public Holidays 9am-11pm, Sunday 9am-5pm (per hour)	\$59.55	\$5.95	\$65.50	PC

Concord Oval

Canadian Exiles Room - Combined (incl. Terrace & Balcony)

Standard rate - Canadian Exiles Combined

A minimum of four (4) hours will be charged.

Off-peak hours - Monday to Thursday - 7am-11pm, Friday - 7am-4pm (per hour)	\$122.73	\$12.27	\$135.00	FC
Peak hours - Friday - 4pm-11pm, Saturday to Sunday and Public Holidays - 7am-11pm (per hour)	\$182.73	\$18.27	\$201.00	FC

Not for profit/charity (discounted rate) - Canadian Exiles Combined

A minimum of two (2) hours will be charged.

Off-peak hours - Monday to Thursday - 7am-11pm, Friday - 7am-4pm (per hour)	\$71.82	\$7.18	\$79.00	FC
Peak hours - Friday - 4pm-11pm, Saturday to Sunday and Public Holidays - 7am-11pm (per hour)	\$91.36	\$9.14	\$100.50	FC

Canadian Exiles Room 1

Standard rate - Canadian Exiles Room 1

A minimum of four (4) hours will be charged.

Off-peak hours - Monday to Thursday - 7am-11pm, Friday - 7am-4pm (per hour)	\$78.64	\$7.86	\$86.50	FC
Peak hours - Friday - 4pm-11pm, Saturday to Sunday and Public Holidays - 7am-11pm (per hour)	\$104.55	\$10.45	\$115.00	PC

Not for profit/charity (discounted rate) - Canadian Exiles Room 1

A minimum of two (2) hours will be charged.

Off-peak hours - Monday to Thursday - 7am-11pm, Friday - 7am-4pm (per hour)	\$36.82	\$3.68	\$40.50	FC
Peak hours - Friday - 4pm-11pm, Saturday to Sunday and Public Holidays - 7am-11pm (per hour)	\$52.27	\$5.23	\$57.50	PC

Canadian Exiles Room 2

Standard rate - Canadian Exiles Room 2

A minimum of four (4) hours will be charged.

Off-peak hours - Monday to Thursday - 7am-11pm, Friday - 7am-4pm (per hour)	\$65.91	\$6.59	\$72.50	FC
---	---------	--------	---------	----

continued on next page ...

Fees and Charges 2025-2026 City of Canada Bay | Page 41 of 84

Fee Description	Year 26/27			Pricing Code
	Fee excl.	GST	Fee incl.	

Standard rate - Canadian Exiles Room 2 [continued]

Peak hours - Friday - 4pm-11pm, Saturday to Sunday and Public Holidays - 7am-11pm (per hour)	\$82.27	\$8.23	\$90.50	PC
--	---------	--------	---------	----

Not for profit/charity (discounted rate) - Canadian Exiles Room 2

A minimum of two (2) hours will be charged.

Off-peak hours – Monday to Thursday - 7am-11pm, Friday - 7am-4pm (per hour)	\$33.18	\$3.32	\$36.50	FC
Peak hours - Friday - 4pm-11pm, Saturday to Sunday and Public Holidays - 7am-11pm (per hour)	\$41.14	\$4.11	\$45.25	PC

Sunnyside Rooms 1&3

Standard rate - Sunnyside Rooms 1&3

A minimum of two (2) hours will be charged.

Off-peak hours – Monday to Friday - 5pm-11pm, Saturday to Sunday - 7am-11pm (per hour)	\$25.45	\$2.55	\$28.00	FC
Peak hours – Monday to Friday- 7am-5pm and Public Holidays - 7am-11pm (per hour)	\$31.82	\$3.18	\$35.00	PC

Not for profit/charity (discounted rate) - Sunnyside Rooms 1&3

A minimum of two (2) hours will be charged.

Off-peak hours – Monday to Friday - 5pm-11pm, Saturday to Sunday - 7am-11pm (per hour)	\$12.73	\$1.27	\$14.00	FC
Peak hours – Monday to Friday- 7am-5pm and Public Holidays - 7am-11pm (per hour)	\$15.91	\$1.59	\$17.50	PC

Sunnyside Room 2

Standard rate - Sunnyside Rooms 2

A minimum of two (2) hours will be charged.

Off-peak hours – Monday to Friday - 5pm-11pm, Saturday to Sunday - 7am-11pm (per hour)	\$29.09	\$2.91	\$32.00	FC
Peak hours – Monday to Friday- 7am-5pm and Public Holidays - 7am-11pm (per hour)	\$36.36	\$3.64	\$40.00	PC

Not for profit/charity (discounted rate) - Sunnyside Rooms 2

A minimum of two (2) hours will be charged.

Off-peak hours – Monday to Friday - 5pm-11pm, Saturday to Sunday - 7am-11pm (per hour)	\$14.55	\$1.45	\$16.00	FC
Peak hours – Monday to Friday- 7am-5pm and Public Holidays - 7am-11pm (per hour)	\$18.18	\$1.82	\$20.00	PC

Rhodes Recreation Centre

The Canvas

Standard rate - The Canvas

A minimum of two (2) hours will be charged.

Off-peak hours - Monday to Friday - 7am-5pm (per hour)	\$59.55	\$5.95	\$65.50	MP
--	---------	--------	---------	----

continued on next page ...

Fees and Charges 2025-2026 City of Canada Bay | Page 42 of 84

Fee Description	Year 26/27			Pricing Code
	Fee excl.	GST	Fee incl.	

Standard rate - The Canvas [continued]

Peak hours - Monday to Friday - 5pm-11pm, Saturday to Sunday and Public Holidays - 7am-11pm (per hour)	\$74.09	\$7.41	\$81.50	MP
--	---------	--------	---------	----

Not for profit/charity (discounted rate) - The Canvas

A minimum of two (2) hours will be charged.

Off-peak hours - Monday to Friday - 7am-5pm (per hour)	\$29.55	\$2.95	\$32.50	PC
Peak hours - Monday to Friday - 5pm-11pm, Saturday to Sunday and Public Holidays - 7am-11pm (per hour)	\$37.05	\$3.70	\$40.75	PC

The Canvas & Community Lounge (Combined)

Standard rate - The Canvas & Community Lounge (Combined)

A minimum of two (2) hours will be charged.

Off-peak hours - Monday to Friday - 7am-5pm (per hour)	\$215.18	\$21.52	\$236.70	MP
Peak hours - Monday to Friday - 5pm-11pm, Saturday to Sunday and Public Holidays - 7am-11pm (per hour)	\$268.36	\$26.84	\$295.20	MP

Not for profit/charity (discounted rate) - The Canvas & Community Lounge (Combined)

A minimum of two (2) hours will be charged.

Off-peak hours - Monday to Friday - 7am-5pm (per hour)	\$107.59	\$10.76	\$118.35	PC
Peak hours - Friday - 5pm-11pm, Saturday to Sunday and Public Holidays - 7am-11pm (per hour)	\$134.18	\$13.42	\$147.60	PC

Recreation Centres

Credit Card Charges – Recreation Centres

Onsite/In Centre Terminal

- Amex Credit Card Use Charge – GST Applicable = 1%
- Mastercard and Visa Credit Card Use Charge – GST Applicable = 0.60%
- Saving/Eftpos Use Charge – GST Applicable = Fee Free

Direct Debit

- Amex Credit Card Use Charge – GST Applicable = 5.78%
- Mastercard and Visa Credit Card Use Charge – GST Applicable = 2.53%
- Bank Account Details Use Charge – GST Applicable = Fee Free

Note 1 : Credit charge charges may be subject to change based on debit provider's charges. 30 days' notice will be provided for any changes.

Note 2: "After hours" in relation to Recreation Centres refers to fees and charges that will be charged outside of normal operating hours for each of the centres.

Indoor sports

Court hire – non-event - after hours* - per court (per hour)	125% of the applicable court hire rate (rounded up)			MP
* Refer to Note 2 for a definition of 'after hours'.				
Court hire – not-for-profit organisation - per court (per hour)	75% of applicable court hire rate (rounded up)			MP
Court hire – Monday to Friday - per court (per hour)	\$90.00	\$9.00	\$99.00	MP
Court hire - weekends – per court (per hour)	\$112.73	\$11.27	\$124.00	MP

continued on next page ...

Fees and Charges 2025-2026 City of Canada Bay | Page 43 of 84

Fee Description	Year 26/27			Pricing Code
	Fee excl.	GST	Fee incl.	

Indoor sports [continued]

Court hire – casual use – 10 visit pass	\$85.91	\$8.59	\$94.50	MP
Court hire – casual use – 10 visit pass (off-peak)	\$69.55	\$6.95	\$76.50	MP
Court hire – casual use – concession – 10 visit pass	\$61.36	\$6.14	\$67.50	MP
Court hire – casual use – concession – no booking (per person)	\$7.73	\$0.77	\$8.50	MP
Court hire – casual use – no booking (per person)	\$9.55	\$0.95	\$10.50	MP
Court hire – casual use (off-peak) – no booking (per person)	\$6.82	\$0.68	\$7.50	MP
Court hire – events – per court (per hour)	160% of the applicable court hire rate (rounded up)			MP
Court hire – events - after hours* – per court (per hour)	200% of the applicable court hire rate (rounded up)			MP
* Refer to Note 2 for a definition of 'after hours'.				
Court hire – events – cleaning fee (per hour)	\$203.64	\$20.36	\$224.00	MP
Court hire – volleyball – one (1) court (per hour)	\$90.00	\$9.00	\$99.00	MP
Sports activity - badminton (off-peak) (per hour)	30% of the applicable weekday court hire rate to nearest 50 cents.			MP
Court hire – volleyball – two (2) courts (per hour)	\$180.00	\$18.00	\$198.00	MP
Sport activity - badminton - (peak) (per hour)	40% of the applicable weekday court hire rate to nearest 50 cents.			MP
Court hire – volleyball – three (3) courts (per hour)	\$225.00	\$22.50	\$247.50	MP
Sport activity - pickle ball (off-peak) (per person)	\$10.45	\$1.05	\$11.50	MP
Sport activity - pickle ball (peak) (per person)	\$15.00	\$1.50	\$16.50	MP
Sports competition – nomination fee – all competitions (per season)	\$29.09	\$2.91	\$32.00	MP
Sports competition – one day registration fee	\$11.36	\$1.14	\$12.50	MP
Sports competition – soccer (per game)	\$94.55	\$9.45	\$104.00	MP
Sports competition - calendar year registration fee – futsal	\$94.55	\$9.45	\$104.00	MP
Sports competition - one season registration fee – futsal	\$56.82	\$5.68	\$62.50	MP
Sports competition - one season registration fee – junior futsal	\$65.91	\$6.59	\$72.50	MP
Storage – stadium storeroom hire – per week – per 2m ²	\$23.64	\$2.36	\$26.00	MP

Health Club

Casual entry - 10 visit pass - EP/Physio	\$168.18	\$16.82	\$185.00	MP
Casual Entry - Exercise Physiologist/Physiotherapist	\$20.00	\$2.00	\$22.00	MP
Health Club Hire - Full Group Fitness/Cycle Room (Inc Instructor) - Public or Sports (per hour)	\$156.36	\$15.64	\$172.00	MP
Membership - Direct Debit - Adult incl 1x45min PT Weekly	\$98.18	\$9.82	\$108.00	MP
Membership - Direct Debit - Weekly - Reciprocal	\$36.36	\$3.64	\$40.00	MP
Membership - Upfront - Reciprocal - 12 Months	\$1,250.00	\$125.00	\$1,375.00	MP
Membership - Upfront - Reciprocal - 6 Months	\$677.27	\$67.73	\$745.00	MP
Casual Entry	\$27.73	\$2.77	\$30.50	MP
Casual Entry - 10 Visit Pass - Adult - 6 Month Validity	\$244.55	\$24.45	\$269.00	MP
Casual Entry – 10 Visit Pass Concession	\$150.00	\$15.00	\$165.00	MP
Casual Entry - 20 Visit Pass - Adult - 12 Month Validity	\$450.00	\$45.00	\$495.00	MP
Casual Entry – 20 Visit Pass – 12 Month Validity - Concession	\$267.27	\$26.73	\$294.00	MP
Casual Entry – Concession Card / PT Client Gym Use	\$17.27	\$1.73	\$19.00	MP
Casual Entry – Non-member – Body Scan	\$62.27	\$6.23	\$68.50	MP
Casual Entry – Non-member – First Assessment - Nutritional Plan	\$172.73	\$17.27	\$190.00	MP
Casual Entry – Non-member – Nutritional Review	\$100.00	\$10.00	\$110.00	MP

continued on next page ...

Fees and Charges 2025-2026 City of Canada Bay | Page 44 of 84

Fee Description	Year 26/27			Pricing Code
	Fee excl.	GST	Fee incl.	
Casual Entry – Sporting Group – Min 10 Participants (per person)	\$13.18	\$1.32	\$14.50	MP
Health Club Hire – Group Fitness Half Studio (Inc Instructor) (per hour) CORC Only	\$122.73	\$12.27	\$135.00	MP
Health Club Hire – Group Fitness Half Studio (no instructor) (per hour) CORC Only	\$59.09	\$5.91	\$65.00	FC
Health Club Hire – Group Fitness Instructor (per hour)	\$86.36	\$8.64	\$95.00	MP
Health Club hire - Full group fitness/Cycle Room (Inc Instructor) - schools (per hour)	\$136.36	\$13.64	\$150.00	MP
Health Club Hire - Group Fitness Full Studio Hire (no instructor) (per hour)	\$80.91	\$8.09	\$89.00	MP
Health Club Program – Fit For Life/Strong Pathways – Casual Visit	\$7.73	\$0.77	\$8.50	MP
Health Club Program - Member - First Assessment - Nutritional Plan	\$140.91	\$14.09	\$155.00	MP
Health Club Program – Fit for Life/Strong Pathways – 10 Visit Pass	\$70.91	\$7.09	\$78.00	MP
Health Club Program – Member - 12 Week Program with 1 x 45 min PT session per week + Nutrition Plan	\$1,340.91	\$134.09	\$1,475.00	MP
Health Club Program – Member - 8 Week Program with 1 x 45 min PT session per week + Nutrition Plan	\$890.91	\$89.09	\$980.00	MP
Health Club Program – Member Body Scan ex promotion	\$59.09	\$5.91	\$65.00	MP
Health Club Program – Myzone – 10 Visit Pass	\$74.09	\$7.41	\$81.50	MP
Health Club Program – Non-member - 12 Week Program with 1 x 45 min PT session per week + Nutrition Plan	\$1,527.27	\$152.73	\$1,680.00	MP
Health Club Program – Non-member - 8 Week Program with 1 x 45 min PT session per week + Nutrition Plan	\$1,318.18	\$131.82	\$1,450.00	MP
Health Club Program – Nutritional Review	\$81.82	\$8.18	\$90.00	MP
Gym – Group Fitness – Specialty Class - Short Class	\$11.82	\$1.18	\$13.00	MP
Gym – Group Fitness – Specialty Class – External - Equipment	\$21.82	\$2.18	\$24.00	MP
Gym – Group Fitness – Specialty Class – Long or external Class	\$18.64	\$1.86	\$20.50	MP
Gym – Group Fitness – Specialty Class – Subscription - Long or External Class per week	\$16.82	\$1.68	\$18.50	MP
Gym – Group Fitness – Specialty Class Subscription - Weekly - Short Class	\$12.27	\$1.23	\$13.50	MP
Health Club Program – Teen Gym – one-off casual visit	\$12.73	\$1.27	\$14.00	MP
Health Club Program – Teen Gym – 10 Visit Pass	\$113.64	\$11.36	\$125.00	MP
Health Club Program – Teen Gym – 20 Visit Pass	\$195.45	\$19.55	\$215.00	MP
Membership – Direct Debit – Adult – Weekly	\$25.45	\$2.55	\$28.00	MP
Membership – Direct Debit – Adult inc Myzone – Weekly	\$35.91	\$3.59	\$39.50	MP
Membership – Direct Debit – Corporate – Weekly	\$21.82	\$2.18	\$24.00	MP
Membership – direct debit (off-peak)	\$15.00	\$1.50	\$16.50	MP
Membership – Direct Debit – Pension – Weekly	\$12.27	\$1.23	\$13.50	MP
Membership – Direct Debit – Concession – Weekly	\$16.36	\$1.64	\$18.00	MP
Membership – Failed Payment Fee	\$9.36	\$0.94	\$10.30	MP
Membership – Joining Fee	\$81.82	\$8.18	\$90.00	MP
Membership – off peak member entry during peak hours (per visit)	\$9.09	\$0.91	\$10.00	MP
Membership – Upfront – 3 Month Rehabilitation Membership	\$554.09	\$55.41	\$609.50	MP
Membership – Upfront – 6 Month Rehabilitation Membership	\$1,018.18	\$101.82	\$1,120.00	MP
Membership – Upfront – 12 Month Rehabilitation Membership	\$1,954.55	\$195.45	\$2,150.00	MP
Membership – Upfront – Adult – 12 Months	\$1,154.55	\$115.45	\$1,270.00	MP
Membership – Upfront – Adult – 6 Months	\$607.27	\$60.73	\$668.00	MP
Membership – Upfront – Adult – 3 Months	\$320.00	\$32.00	\$352.00	MP
Membership – Upfront – Corporate – 12 Months	\$1,000.00	\$100.00	\$1,100.00	MP

continued on next page ...

Fees and Charges 2025-2026 City of Canada Bay | Page 45 of 84

Fee Description	Year 26/27			Pricing Code
	Fee excl.	GST	Fee incl.	

Health Club [continued]

Membership – upfront – off-peak – 12-months	\$706.36	\$70.64	\$777.00	MP
Membership – Upfront – Concession – 12 Months	\$750.00	\$75.00	\$825.00	MP
Membership - Upfront - Concession - 6 Months	\$395.45	\$39.55	\$435.00	MP
Membership - Upfront – Pension - 6 Months	\$295.45	\$29.55	\$325.00	MP
Membership – Upfront – Pension – 12 months	\$568.18	\$56.82	\$625.00	MP
Personal Training – 10 sessions – 30 minutes	\$516.36	\$51.64	\$568.00	MP
Personal Training – 10 sessions – 45 minutes	\$638.18	\$63.82	\$702.00	MP
Personal Training – 10 sessions – 60 minutes	\$745.45	\$74.55	\$820.00	MP
Personal Training – 20 sessions – 30 minutes	\$931.82	\$93.18	\$1,025.00	MP
Personal Training – 20 sessions – 45 minutes	\$1,159.09	\$115.91	\$1,275.00	MP
Personal Training – 20 sessions – 60 minutes	\$1,340.91	\$134.09	\$1,475.00	MP
Personal Training – 5 sessions – 30 minutes	\$275.00	\$27.50	\$302.50	MP
Personal Training – 5 sessions – 45 minutes	\$340.91	\$34.09	\$375.00	MP
Personal Training – 5 sessions – 60 minutes	\$400.00	\$40.00	\$440.00	MP
Personal Training - Single NDIS - 30 minutes	\$50.00	\$5.00	\$55.00	MP
Personal Training - Single NDIS - 45 minutes	\$61.82	\$6.18	\$68.00	MP
Personal Training - Single NDIS - 60 minutes	\$74.55	\$7.45	\$82.00	MP
Personal Training – Group session – 45 minutes – 2 to 4 people	\$106.82	\$10.68	\$117.50	MP
Personal Training – Group session – 60 minutes – 2 to 4 people	\$129.09	\$12.91	\$142.00	MP
Personal Training – Single Session – 30 Minute	\$56.82	\$5.68	\$62.50	MP
Personal Training – Single Session – 45 Minute	\$71.36	\$7.14	\$78.50	MP
Personal Training – Single Session – 60 Minute	\$84.09	\$8.41	\$92.50	MP
Personal Training – Starter Pack – 3 X 45 Minute Sessions	\$140.91	\$14.09	\$155.00	MP
Personal Training – 14/15yr Starter Pack – 2 x 45 Minute Sessions	\$77.27	\$7.73	\$85.00	MP

Gymnastics

Birthday Parties – Cancellation / Deposit Fee	\$497.73	\$49.77	\$547.50	MP
Birthday Parties – Party – Per Child	\$33.18	\$3.32	\$36.50	MP
Birthday Parties - Additional Child (No later than 5 days prior)	\$37.91	\$3.79	\$41.70	MP
Birthday Parties - Additional 3rd Coach for more than 20 participants	\$54.55	\$5.45	\$60.00	MP
Birthday Parties - Use of mezzanine for an extra 30 minutes	\$36.36	\$3.64	\$40.00	FC
Birthday Parties - Catering per child	\$9.09	\$0.91	\$10.00	MP
Birthday Parties - Catering for parents	\$45.45	\$4.55	\$50.00	MP
Gymnastics - In-house Competition	\$50.00	\$5.00	\$55.00	MP
Gymnastics - In-house Competition Late Entry Fee	\$56.82	\$5.68	\$62.50	MP
Gymnastics Program – GymAbility – 45 minutes – per session	\$9.45	\$0.95	\$10.40	MP
Gymnastics - Gala Day	\$31.82	\$3.18	\$35.00	MP
Gymnastics – Gala Day Late Entry Fee	\$36.36	\$3.64	\$40.00	MP
Casual Usage – Adult Gym	\$22.73	\$2.27	\$25.00	MP
Casual Usage – Adult Gym – 10 Visit Pass	\$204.55	\$20.45	\$225.00	MP
Casual Usage – Adult Gym – 20 Visit Pass	\$375.45	\$37.55	\$413.00	MP
Gymnastics – casual usage – external squad – one apparatus rotation (up to eight (8) gymnasts per rotation) – per gymnast per hour	\$9.09	\$0.91	\$10.00	MP
Gymnastics - Competitive/Recreational Training - five (5) hours per week	\$52.73	\$5.27	\$58.00	MP
Gymnastics - Competitive/Recreational Training - eight (8) hours per week	\$67.27	\$6.73	\$74.00	MP
Gymnastics – Competitive Training – 16 hours per week	\$106.36	\$10.64	\$117.00	MP

continued on next page ...

Fees and Charges 2025-2026 City of Canada Bay | Page 46 of 84

Fee Description	Year 26/27			Pricing Code
	Fee excl.	GST	Fee incl.	

Gymnastics [continued]

Gymnastics – Competitive Training – 20 hours per week	\$108.18	\$10.82	\$119.00	MP
Gymnastics - Recreational one (1) hour session	\$26.09	\$2.61	\$28.70	MP
Gymnastics – Recreational 2.5 hour session	\$40.91	\$4.09	\$45.00	MP
Gymnastics – Recreational 4 hour session	\$47.27	\$4.73	\$52.00	MP
Gymnastics – Recreational 4.5 hour session	\$50.00	\$5.00	\$55.00	MP
Gymnastics – Recreational 5.5 hour session	\$54.55	\$5.45	\$60.00	MP
Gymnastics – Recreational 6.5 hour session	\$59.09	\$5.91	\$65.00	MP
Gymnastics – Recreational 7 hour session	\$63.64	\$6.36	\$70.00	MP
Gymnastics – Recreational 7.5 hour session	\$65.45	\$6.55	\$72.00	MP
Gymnastics - Recreational 2 hour session	\$39.09	\$3.91	\$43.00	MP
Gymnastics – Recreational 3.5 hour session	\$45.45	\$4.55	\$50.00	MP
Gymnastics – Competitive Training – three (3) hours per week	\$43.64	\$4.36	\$48.00	MP
Gymnastics - Competitive/Recreational Training - six (6) hours per week	\$56.36	\$5.64	\$62.00	MP
Gymnastics – Competitive Training – nine (9) hours per week	\$70.91	\$7.09	\$78.00	MP
Gymnastics – Competitive Training- 11 hours per week	\$85.91	\$8.59	\$94.50	MP
Gymnastics – Competitive Training – 12 hours per week	\$92.73	\$9.27	\$102.00	MP
Gymnastics – Competitive Training- 13.5 hours per week	\$98.18	\$9.82	\$108.00	MP
Gymnastics - Competitive Training - 14.5 hours per week	\$104.55	\$10.45	\$115.00	FC
Gymnastics – Competitive Training - 17 hours per week	\$108.18	\$10.82	\$119.00	MP
Gymnastics – Competitive Training – 18 hours per week	\$108.18	\$10.82	\$119.00	MP
Gymnastics - Recreational 1.5 hour session	\$32.36	\$3.24	\$35.60	MP
Gymnastics - Recreational 3 hour session	\$43.64	\$4.36	\$48.00	MP
Gymnastics – Recreational – Mini Gym per session - 45mins	\$21.82	\$2.18	\$24.00	MP
Gymnastics – Recreation – Junior Gym – per session - 45mins	\$21.82	\$2.18	\$24.00	MP
Gymnastics – Recreation – Play Gym – per session - 45mins	\$21.82	\$2.18	\$24.00	MP
Gymnastics hall hire – after hours*	\$324.55	\$32.45	\$357.00	MP
* Refer to Note 2 for a definition of 'after hours'.				
Gymnastics Hall Hire – Competition – Inner City Region (per hour)	\$139.09	\$13.91	\$153.00	MP
Gymnastics Hall Hire – Competition – Other Regions (per hour)	\$177.27	\$17.73	\$195.00	MP
Gymnastics Hall Hire – Regular Hirer – more than two (2) bookings per week – Monday to Friday (per hour)	\$140.00	\$14.00	\$154.00	MP
Gymnastics Hall Hire – Saturday to Sunday (per hour)	\$261.82	\$26.18	\$288.00	MP
Gymnastics Hall Hire - Monday to Friday (per hour)	\$184.55	\$18.45	\$203.00	MP
Membership – Annual Gymnastics Registration – Adult	\$68.18	\$6.82	\$75.00	MP
Membership – Annual Gymnastics Registration – Competitive	\$145.45	\$14.55	\$160.00	MP
Membership – Annual Gymnastics Registration – Recreational	\$86.36	\$8.64	\$95.00	MP
Membership – Term 4 Gymnastics Registration – Recreational	\$52.27	\$5.23	\$57.50	MP

Schools

Schools – Gymnastics – 1:10 ratio (per hour)	\$132.73	\$13.27	\$146.00	MP
Schools – Health Club – Functional Class – 1:13 ratio (per hour)	\$160.00	\$16.00	\$176.00	MP
Schools – Health Club – Virtual Cycle Class – 0:25 ratio (per hour)	\$113.64	\$11.36	\$125.00	MP
Schools – Health Club Group Fitness – 1:30 group fitness and 1:25 cycle ratios (per hour)	\$191.82	\$19.18	\$211.00	FC
Schools – Stadium Hire (per hour)	\$129.09	\$12.91	\$142.00	MP
Schools – Gymnastics (per extra instructor)	\$66.36	\$6.64	\$73.00	PC

continued on next page ...

Fees and Charges 2025-2026 City of Canada Bay | Page 47 of 84

Fee Description	Year 26/27			Pricing Code
	Fee excl.	GST	Fee incl.	

Schools [continued]

Schools – Health Club (per extra instructor)	\$78.64	\$7.86	\$86.50	PC
--	---------	--------	---------	----

Activities room

Activities Room – Hire (per hour)	\$75.91	\$7.59	\$83.50	MP
Crèche – Member – 90 minutes	\$7.27	\$0.73	\$8.00	MP
Crèche – 10 visit pass – 90 minutes	\$65.45	\$6.55	\$72.00	MP
Crèche – 20 visit pass – 90 minutes	\$130.91	\$13.09	\$144.00	MP
Crèche –1st Child Fortnightly Direct Debit – unlimited	\$29.09	\$2.91	\$32.00	MP
Crèche – Additional Child Fortnightly Direct Debit – unlimited	\$21.82	\$2.18	\$24.00	MP
Crèche – late fee – per 30 minutes	\$7.27	\$0.73	\$8.00	MP
Crèche – No show fee – per 90 minutes	\$7.27	\$0.73	\$8.00	MP

Retail

Merchandise – Cap	\$15.45	\$1.55	\$17.00	MP
Merchandise – Card Holder	\$10.45	\$1.05	\$11.50	MP
Merchandise – coffee mug	\$17.27	\$1.73	\$19.00	MP
Merchandise – Draw String Bag	\$8.64	\$0.86	\$9.50	MP
Merchandise – Gymnastics Gloves	\$6.82	\$0.68	\$7.50	MP
Merchandise – Gymnastics T shirt	\$20.91	\$2.09	\$23.00	MP
Merchandise – Gymnastics WAG Leotard Lev 5+	\$132.73	\$13.27	\$146.00	MP
Merchandise – Gymnastics WAG Shorts	\$14.55	\$1.45	\$16.00	MP
Merchandise – Hoodies	\$40.00	\$4.00	\$44.00	MP
Merchandise – Singlet	\$30.91	\$3.09	\$34.00	MP
Merchandise – sports strapping tape	\$8.64	\$0.86	\$9.50	MP
Merchandise – Tights/Leggings	\$20.91	\$2.09	\$23.00	MP
Merchandise – Tote bag	\$8.18	\$0.82	\$9.00	MP
Merchandise – Tracksuit Jacket	\$41.82	\$4.18	\$46.00	MP
Merchandise – Tracksuit Pants	\$28.18	\$2.82	\$31.00	MP
Merchandise – Tshirt	\$30.00	\$3.00	\$33.00	MP
Merchandise – Badminton Racquet	\$26.36	\$2.64	\$29.00	MP
Merchandise – Badminton Shuttlecocks - 12 pack	\$38.18	\$3.82	\$42.00	MP
Merchandise – Badminton Shuttlecocks - Singles	\$4.09	\$0.41	\$4.50	MP
Merchandise – Boxing Gloves	\$61.36	\$6.14	\$67.50	MP
Merchandise – Boxing Inners	\$6.36	\$0.64	\$7.00	MP
Merchandise – EzyDry Towel	\$1.82	\$0.18	\$2.00	MP
Merchandise – Gym Bag	\$44.55	\$4.45	\$49.00	MP
Merchandise – Gym Towel	\$12.27	\$1.23	\$13.50	MP
Merchandise – Gymnastics Chalk	\$5.00	\$0.50	\$5.50	MP
Merchandise – Gymnastics Recreation Leotard	\$55.00	\$5.50	\$60.50	MP
Merchandise – Gymnastics WAG Training Leotard	\$62.73	\$6.27	\$69.00	MP
Merchandise – Membership Cards	\$5.00	\$0.50	\$5.50	MP
Merchandise – Miscellaneous		Additional items may be added throughout the year		MP
Merchandise – Pickleball Ball	\$6.82	\$0.68	\$7.50	MP
Merchandise – Pickleball Paddle	\$66.36	\$6.64	\$73.00	MP

Fee Description	Year 26/27			Pricing Code
	Fee excl.	GST	Fee incl.	

FDLC sponsorship and promotions

FDLC Promotions	Available on Request		MP
FDLC Sponsorship	Available on Request		MP

Filming

General conditions for filming

Note 1 Exclusive use of venue/open space

When a venue or open space area is barricaded or sectioned off exclusively.

Note 2 Waivers of Council Fees

Fees may be waived or reduced in accordance with the Local Government Filming Protocol 2009 to be determined by application only. All requests for fees to be waived or reduced must be received at least 14 days prior to the event date.

Note 3 Changes to original applications

Major revisions to a filming application will incur a surcharge of 75% of the original application fee.

Note 4

Failure to obtain Council approval may incur a fine under the relevant act.

Note 5 Risk Cost

Fee to ensure effective management of applications that are lodged with fewer than seven (7) days' notice to Council.

As listed above.	As listed above.		Z
------------------	------------------	--	---

Definitions for impact of filming/photography

- **Ultra-low impact:** No more than six (6) crew, no disruption is caused to residents, retailers, motorists or other events/activities. Activities are contained to footpaths or open public space areas only, associated vehicles are legally parked at all times and not driven onto footpaths or parks.
- **Low impact:** Between seven (7) and 25 crew, no more than four (4) trucks/vans, no construction, minimal lighting/equipment, small or no unit base, no more than two (2) locations per application.
- **Medium impact:** Between 26 and 50 crew, no more than 10 trucks, some construction, some equipment for example: medium trucks, medium sized cranes, unit base required, no more than two (2) locations per application.
- **High impact:** Greater than 50 crew, more than 10 trucks, significant construction, extensive equipment, large unit base required, no more than two (2) locations per application.

As listed above.	As listed above.		Z
------------------	------------------	--	---

Fees for filming

Application fee

Application fee – ultra low impact - six (6) or less total crew and cast, no disruption to the community, vehicles parked legally	\$0.00	\$0.00	\$0.00	Z
Application fee – low impact - seven (7) to 25 crew, no more than four (4) trucks/vans, small or no unit base required, minimal equipment/ lighting				LR
Application fee – medium impact - 26 to 50 crew, no more than 10 trucks, equipment, unit base				LR
Application fee – high impact - more than 50 crew, more than 10 trucks, significant construction, extensive equipment, large unit base				LR

continued on next page ...

Fees and Charges 2025-2026 City of Canada Bay | Page 49 of 84

Fee Description	Year 26/27			Pricing Code
	Fee excl.	GST	Fee incl.	

Application fee [continued]

Application fee – Council approval for parking when filming on private property such as unit base plans or parking plans.	\$145.00	\$0.00	\$145.00	LR
Major revisions to a filming application	75% of original application fee			FC
Risk Cost – late application with less than three (3) days notification to Council	Low impact \$450, medium impact \$963, or high impact \$1,675			LR

Filming over three (3) days

Standard low impact filming (per day)	\$180.00	\$0.00	\$180.00	LR
Standard medium impact filming (per day)	\$385.00	\$0.00	\$385.00	LR
Standard high impact filming (per day)	\$670.00	\$0.00	\$670.00	LR

Traffic management for filming

Administration and assessment of Traffic Management Plan (low impact)	Refer to Traffic Management section of this document.	LR
Low impact Traffic Management Plans include situations where the primary form of traffic management is not more than stop / go traffic control on a local, Council managed road. The fee includes the Council's consultation with the NSW Police. Fee is determined per Traffic Management Plan submission.		
Administration and assessment of Traffic Management Plan (medium impact)	Refer to Traffic Management section of this document.	LR
Medium impact Traffic Management Plans include situations where the primary form of traffic management will include stop / go traffic control on a Regionally classified Road, State classified road or a multi-lane local, Council managed road. The fee includes Council's consultation with the NSW Police and Transport for NSW. The fee is applied per Traffic Management Plan submission.		
Administration and assessment of Traffic Management Plan (high impact)	Refer to Traffic Management section of this document.	LR
High impact Traffic Management Plans include situations where the primary form of traffic management will generally include road closures on Local, Regional or State classified roads. The fee includes Council's consultation with the NSW Police and Transport for NSW. Fee is calculated per Traffic Management Plan submission.		
Advertising for temporary road closures	Refer to Traffic Management section of this document.	LR
Partial road closure	Refer to Traffic Management section of this document.	LR
Full road closure	Refer to Traffic Management section of this document.	LR

Hire of parks and open space for exclusive use

Filming golf courses (low impact) per day	\$1,400.00	\$0.00	\$1,400.00	LR
Filming golf courses (medium impact) per day	\$1,870.00	\$0.00	\$1,870.00	LR
Filming golf courses (high impact) per day	\$2,480.00	\$0.00	\$2,480.00	LR

Other fees for filming

Occupation of parking meter area	80% of current parking rate per car space occupied for the period in operation.			LR
Access fee	\$343.00	\$0.00	\$343.00	LR
Location research/site inspections/supervisor (per hour)	\$84.50	\$0.00	\$84.50	LR

continued on next page ...

Fees and Charges 2025-2026 City of Canada Bay | Page 50 of 84

Fee Description	Year 26/27			Pricing Code
	Fee excl.	GST	Fee incl.	

Other fees for filming [continued]

Site preparation (per hour)	\$84.50	\$0.00	\$84.50	LR
Site remediation	To be determined by location & activities			LR
Temporary structure – (installation of table & chairs in parks, marquees, signage, barriers, cabling)	\$425 per day per structure			LR

Still photography

Standard ultra low impact, non-commercial (all-inclusive per application)	\$0.00	\$0.00	\$0.00	Z
Standard low impact per day (all-inclusive per application)	\$131.00	\$0.00	\$131.00	LR
Standard medium impact per day (all-inclusive per application)	\$195.00	\$0.00	\$195.00	LR
Standard high impact per day (all-inclusive per application)	\$251.00	\$0.00	\$251.00	LR

Golf courses

Barnwell Park Golf Course

BP adults

Mondays (excl. Public Holidays) – eighteen (18) holes	\$20.00	\$2.00	\$22.00	MP
Tuesday to Friday (excl. Public Holidays) – eighteen (18) holes	\$27.27	\$2.73	\$30.00	MP
Weekends and Public Holidays - eighteen (18) holes	\$33.18	\$3.32	\$36.50	MP
Mondays (excl. Public Holidays) – nine (9) holes	\$15.00	\$1.50	\$16.50	MP
Tuesday to Friday (excl. Public Holidays) – nine (9) holes	\$21.82	\$2.18	\$24.00	MP
Weekends and Public Holidays - nine (9) holes	\$26.36	\$2.64	\$29.00	MP

BP multi-golf (foot/disc)

Multi-Golf (Foot/Disc) Adults (per person)	\$17.27	\$1.73	\$19.00	MP
Multi-Golf (Foot/Disc) - school children (per person)	\$11.36	\$1.14	\$12.50	MP

BP school children

Eighteen (18) holes	\$17.27	\$1.73	\$19.00	MP
Nine (9) holes	\$11.36	\$1.14	\$12.50	MP
School programs (per child)	\$5.91	\$0.59	\$6.50	MP

BP pensioner/senior/uni or TAFE student

Concessions (Pensioner/Senior/Uni or TAFE Student)Tue - Fri Eighteen (18) Holes	\$22.73	\$2.27	\$25.00	MP
Concessions (Pensioner/Senior/Uni or TAFE Student)Tue - Fri Nine (9) Holes	\$19.09	\$1.91	\$21.00	MP

BP twilight golf

Admission after 3 pm all year round	\$17.27	\$1.73	\$19.00	MP
-------------------------------------	---------	--------	---------	----

BP Club members competition times

BP Club Members Annual Block Booking Fee	To be negotiated by Council			MP
Adults - all days comp / social eighteen (18) holes	\$21.82	\$2.18	\$24.00	MP
Concessions (Pensioner/Senior/Uni or TAFE Student) all days (18) Holes	\$18.18	\$1.82	\$20.00	MP
School children - eighteen (18) holes	\$13.18	\$1.32	\$14.50	MP

continued on next page ...

Fees and Charges 2025-2026 City of Canada Bay | Page 51 of 84

Fee Description	Year 26/27			Pricing Code
	Fee excl.	GST	Fee incl.	

BP Club members competition times [continued]

Adults - all days comp / social - nine (9) holes	\$17.27	\$1.73	\$19.00	MP
Concessions (Pensioner/Senior/Uni or TAFE Student) all days Nine (9) Holes	\$12.27	\$1.23	\$13.50	MP
School children - nine (9) holes	\$9.55	\$0.95	\$10.50	MP

BP sponsorship and promotions

BP Promotions	Available on request subject to approval of contract manager			MP
Yearly course hole sponsorship	Available on request			MP

Use of private golf carts

Administration Fee per 3 Year Term	\$16.45	\$1.65	\$18.10	MP
------------------------------------	---------	--------	---------	----

Massey Park Golf Course

MP adults

Eighteen (18) holes	\$40.45	\$4.05	\$44.50	MP
Nine (9) holes	\$28.91	\$2.89	\$31.80	MP

MP seniors

Eighteen (18) holes	\$32.64	\$3.26	\$35.90	MP
Nine (9) holes	\$26.09	\$2.61	\$28.70	MP

MP school children Monday to Friday

Eighteen (18) holes	\$18.45	\$1.85	\$20.30	MP
Nine (9) holes	\$13.73	\$1.37	\$15.10	MP

MP university & TAFE students Monday to Friday

Eighteen (18) holes	\$27.45	\$2.75	\$30.20	MP
Nine (9) holes	\$21.82	\$2.18	\$24.00	MP

MP pensioners Monday to Friday (only)

Eighteen (18) holes	\$27.45	\$2.75	\$30.20	MP
Nine (9) holes	\$21.82	\$2.18	\$24.00	MP
Weekend concessions (school, university & TAFE, pensioners)	\$32.64	\$3.26	\$35.90	MP

MP twilight golf

Admission after 3 pm during non-daylight-saving and after 4 pm during daylight-saving-periods	\$23.73	\$2.37	\$26.10	MP
---	---------	--------	---------	----

MP Club members competition times

MP Club Members Competition Annual Block Booking Fee	To be negotiated by Council			MP
MP Club Members competition eighteen (18) holes – adults	\$23.73	\$2.37	\$26.10	MP
MP Club Members competition eighteen (18) holes – pensioner	\$18.91	\$1.89	\$20.80	MP
MP Club Members competition eighteen (18) holes – junior	\$16.55	\$1.65	\$18.20	MP

Fee Description	Year 26/27			Pricing Code
	Fee excl.	GST	Fee incl.	

MP sponsorship

MP Promotions	Available on request subject to approval of contract manager			MP
Yearly course hole sponsorship	Available on request			MP

Tennis courts

Cintra Park

Casual Hire - Monday to Friday - 9am-5pm (per hour)	\$26.64	\$2.66	\$29.30	MP
Casual Hire - Monday to Friday - 5pm-10.30pm, Saturday to Sunday - 7am-8pm (per hour)	\$30.00	\$3.00	\$33.00	MP
Permanent Hire - Monday to Friday - 9am-5pm (per hour)	\$23.36	\$2.34	\$25.70	MP
Permanent Hire - Monday to Friday - 5pm-10.30pm, Saturday to Sunday - 7am-8pm (per hour)	\$27.82	\$2.78	\$30.60	MP

Croker Park

Off-peak court hire - Monday to Friday - 9am-5pm (per hour)	\$27.82	\$2.78	\$30.60	MP
Peak Court Hire - Monday to Friday - after 5pm, Saturday to Sunday and Public Holidays - 7am-6pm (per hour)	\$31.18	\$3.12	\$34.30	MP

Five Dock Park

Casual Hire	\$27.82	\$2.78	\$30.60	MP
Night Play Under Lights (per hour)	\$31.18	\$3.12	\$34.30	MP

Greenlees

Casual Hire - Monday to Friday - 7am-5pm (per hour)	\$27.82	\$2.78	\$30.60	MP
Casual Hire - Monday to Friday - 5pm-10.30pm, Saturday to Sunday and Public Holidays (per hour) per hour	\$30.00	\$3.00	\$33.00	MP

Powells Creek

Monday-Friday before 5pm per hour	\$27.82	\$2.78	\$30.60	MP
All other times	\$29.00	\$2.90	\$31.90	MP

Graffiti removal - non-Council property and assets

Note At the 15 February 2005 Council Meeting, Council endorsed to undertake removal of graffiti on an even shared cost basis through City Services only with the consent of the owner (within legislation).

Graffiti removal from non-Council property and assets - resident contribution to cleaning materials	At Shared Cost	PC
<p>If requested by the owner an estimate of the cost of materials to be used in removing the graffiti at the time of obtaining consent from the owner. Council will endeavour to advise the consenting owner if an estimate provided requires variation during the work. However, the Council will charge 50% of the actual cost to the Council for the materials used to remove the graffiti. This fee will be charged in conjunction with the cost of labour and equipment used.</p>		
Graffiti removal from non-Council property and assets - resident contribution for Council staff, vehicle and high pressure cleaner	At Shared Cost	PC
<p>If requested by the owner an estimate of the cost of the Council staff, vehicle, high-pressure cleaner or other equipment used in removing the graffiti at the time of obtaining consent from the owner. Council will endeavour to advise the consenting owner if an estimate provided requires variation during the work. However, the Council will charge 50% of the actual cost to the Council for its staff, plant hire of the vehicle, pressure cleaner or other equipment used to remove the graffiti. This fee will be charged in conjunction with the cost of materials used.</p>		

Fee Description	Year 26/27			Pricing Code
	Fee excl.	GST	Fee incl.	

Library

Library service charges

Overdue items

Overdue fee if matter referred to a collection agency	\$22.50	\$0.00	\$22.50	FC
Library Items Overdue – Adult & Young Adult Members for Second Notice (Capped at \$20 per borrower)	\$0.00	\$0.00	\$0.00	PC
Library Items Overdue – Junior Members 14 y.o. and under	\$0.00	\$0.00	\$0.00	Z

Reserved items - miscellaneous

Inter-Library Loans**			\$5.50 plus costs	PC
If additional charges by Library borrowed from, costs are passed onto borrower.				
Reserved Items	\$0.00	\$0.00	\$0.00	Z

Printing and photocopying charges

Photocopying and printing charges – black/white - A3			\$0.40/copy	PC
Photocopying and printing charges – black/white - A4			\$0.20/copy	PC
Photocopying and printing charges – colour - A3			\$2/copy	PC
Photocopying and printing charges – colour - A4			\$1.00/copy	PC
Photographic reproduction			POA + \$6	PC
Photographic reproduction – Commercial			POA + \$30	PC

Item sale

Library 2nd Hand Book Sales #			Minimum \$0.50/per book	PC
Price at the discretion of the Manager.				
Mailing Tube (to fit A0 print)	\$4.55	\$0.45	\$5.00	PC
Per Cotton Bag	\$5.45	\$0.55	\$6.00	RR
Per Poly Bag	\$1.82	\$0.18	\$2.00	RR
USB stick, earphones etc			Maximum \$20 per item	FC

Materials replacement costs

CD Cases/DVD Cases (Damaged or Lost)	\$2.00	\$0.00	\$2.00	PC
Library Items (Damaged or Lost) *			Cost of Item+\$16.50 processing	PC
Donated paperbacks replaced by similar item at discretion of manager.				
Library Items(Replacement of Barcode Label or Tag)	\$2.00	\$0.00	\$2.00	PC
Membership Card Replacement	\$5.00	\$0.00	\$5.00	PC

Local history research

Concord: A centenary history on CD Rom	\$31.36	\$3.14	\$34.50	PC
Drummoyne/Concord Combined history book on CD Rom	\$35.91	\$3.59	\$39.50	PC
Drummoyne: A western suburbs history on CD Rom	\$26.82	\$2.68	\$29.50	PC
Research			First hour free then \$60/hour	PC
Research – Commercial			First hour free then \$110/hour	PC

Fee Description	Year 26/27			Pricing Code
	Fee excl.	GST	Fee incl.	

Library programs

A0 160gsm matte b/w plan print (per page)	\$14.55	\$1.45	\$16.00	FC
A0 160gsm matte colour poster print (per page)	\$40.91	\$4.09	\$45.00	FC
A0 200gsm glossy colour photo print (per page)	\$64.55	\$6.45	\$71.00	FC
A1 or 50x70 cm 160gsm matte colour poster print (per page)	\$24.55	\$2.45	\$27.00	FC
A1 or 50x70 cm 200gsm glossy colour photo print (per page)	\$38.64	\$3.86	\$42.50	FC
3D Printing in ABS (acrylonitrile butadiene styrene print material included)	\$5.00 per hour or part thereof			FC
3D Printing Set Up – per print job	\$4.55	\$0.45	\$5.00	FC
Makerspace activity consumables	Dependent on Activity			FC
Booking of special after school and school holiday activities	Dependent on Activity			PC
Booking of The Lab Rhodes and Five Dock	Dependent on The Lab Network guidelines and sessions per term.			PC
Booking of The Lab Five Dock and The Lab Rhodes	Dependent on The Network Guidelines and No. of Sessions/Term.			
Booking of special events/workshops/programs/activities	Dependent on Activity			FC

DRAFT

Fee Description	Year 26/27			Pricing Code
	Fee excl.	GST	Fee incl.	

Parks hire

General conditions of open space hire

- Additional costs
Any additional costs (eg. staff time, cleaning, line marking etc.) will be levied at cost-recovery rates.
- Bond payments
Council reserves the right to charge a refundable bond.
- Booking fee
A non-refundable booking fee is charged for all bookings.
- Casual hire
Casual hire is defined as a single application for nine (9) or fewer consecutive hire events within a 12-month period.
- Pre-season period
Pre-season period fees apply during the lead up to the winter season, from 1 February to 31 March each year. Fees for pre-season hire are charged at 50% of seasonal fees reflecting the reduced service level which excludes the provision of line marking, goalposts and lighting. All pre-season use is subject to availability from the in-season hirer.
- Public convenience access
A public convenience access fee of \$250 may be applicable to sporting and training events when no other hire fees are charged, and Council may require a key bond of \$100.
- Public liability insurance
Seasonal hirers are required to provide evidence of current public liability insurance coverage to a minimum value of \$20,00,000.
- Schools' use
Public schools located in the City of Canada Bay local government area can book and use Council sportsgrounds for free within during normal school hours (8.30am to 4.00pm weekdays during school terms) with the exception of Majors Bay Reserve, Cintra Hockey and Concord Oval. Booking fees apply to all bookings.
Private schools and schools located outside the City of Canada Bay can book and use Council sportsgrounds at 50% of the casual hire rate within during normal school hours (8.30am to 4.00pm weekdays during school terms) with the exception of Majors Bay Reserve, Cintra Hockey, Concord Oval and all use of turf wickets. Booking fees apply to all bookings.
- Seasonal hire
Seasonal hire is defined as a single application for 10 or more consecutive hire events within a 12-month period.
- Seasonal use
Summer season is from the 3rd week of September to 31 March each year.
Winter season is from 1 April to 31 August each year.
- Sports floodlighting
Hourly fees for sports floodlighting are not covered by ground hire. In the event users have paid in advance for sports floodlighting, they will be refunded for any park closures due to wet weather.

As listed above.	As listed above.	Z
------------------	------------------	---

Open space miscellaneous

Use of parks

Casual Booking Fee	\$38.82	\$3.88	\$42.70	FC
Change to seasonal use - booking fee	\$64.09	\$6.41	\$70.50	FC
Pre-season period - booking fee	\$64.09	\$6.41	\$70.50	FC
Seasonal use - booking fee	\$114.55	\$11.45	\$126.00	FC
Call out fee	\$216.36	\$21.64	\$238.00	FC

Fee Description	Year 26/27			Pricing Code
	Fee excl.	GST	Fee incl.	

Licence fees

Licence Agreement Fee	\$382.73	\$38.27	\$421.00	FC
Alteration of Licence Agreement	\$768.18	\$76.82	\$845.00	FC
Minimum Charge for Lease of Council Sporting Fields	As per Gazettal by Dept of lands			FC

One-off events

Sporting fields – additional/one-off installation of goal posts	\$1,590.91	\$159.09	\$1,750.00	FC
Sporting fields – additional/one-off line marking	\$1,590.91	\$159.09	\$1,750.00	FC
Turf wicket preparation	\$1,590.91	\$159.09	\$1,750.00	FC
Unauthorised use of field by organised teams/clubs	\$490.91	\$49.09	\$540.00	FC

Open space key hire

Key bond – casual users	\$100.00	\$0.00	\$100.00	BAGS
Key bond – seasonal use - initial bookings	\$50.00	\$0.00	\$50.00	BAGS
Key replacement/provide additional key	\$65.45	\$6.55	\$72.00	FC

Drummoyle Oval

Bond – Corporate Cricket Day	\$3,250.00	\$0.00	\$3,250.00	BAGS
Facility Cleaning Fee			At Cost	FC
Ground Hire (per hour)	\$481.82	\$48.18	\$530.00	FC
Grounds staff for match day (per staff per hour)	\$98.18	\$9.82	\$108.00	FC
Seasonal use – lease arrangements		Negotiated by Council		FC

Drummoyle Oval lights usage

Lights at 100 lux (per hour)	\$31.36	\$3.14	\$34.50	FC
Lights at 250 lux (per hour)	\$95.45	\$9.55	\$105.00	FC
Lights at 500 lux (per hour)	\$319.09	\$31.91	\$351.00	FC
Lights at 1,400 lux (per hour)	\$704.55	\$70.45	\$775.00	FC

Special events

Special Events			POA	FC
----------------	--	--	-----	----

Concord Oval

Seasonal use – cleaning and waste management fee	To be negotiated by Council			FC
Casual Hire (per day)	\$3,190.91	\$319.09	\$3,510.00	FC
Concord Oval – Professional/Elite Training Field Hire Per Hour	\$490.91	\$49.09	\$540.00	FC
Seasonal use – waste management fee - for current lessees only	To be negotiated by Council			FC

Majors Bay Reserve synthetic

Full field

Casual training and match play - not-for-profit organisation (per hour)	\$102.73	\$10.27	\$113.00	FC
Commerical hire - commercial organisation (per hour)	\$205.45	\$20.55	\$226.00	FC

Half field

Casual training and match play - not-for-profit organisation (per hour)	\$61.14	\$6.11	\$67.25	FC
---	---------	--------	---------	----

continued on next page ...

Fees and Charges 2025-2026 City of Canada Bay | Page 57 of 84

Fee Description	Year 26/27			Pricing Code
	Fee excl.	GST	Fee incl.	

Half field [continued]

Commercial hire - commercial organisation (per hour)	\$122.27	\$12.23	\$134.50	RR
--	----------	---------	----------	----

Others

Local schools per hour (1.5 fields)	\$27.73	\$2.77	\$30.50	PC
Informal community use (set times)	\$0.00	\$0.00	\$0.00	PC

Category - Hockey

St Lukes Hockey Complex

Schools/Juniors - full field (per hour or part thereof)	\$139.09	\$13.91	\$153.00	FC
Schools/Juniors - half field - (per hour or part thereof)	\$77.73	\$7.77	\$85.50	FC
Seniors - full field (per hour or part thereof)	\$209.09	\$20.91	\$230.00	FC
Seniors - half field (per hour or part thereof)	\$119.09	\$11.91	\$131.00	FC

Category - Netball, Basketball, Volleyball, Archery and Dog Training

Netball Courts - Cintra Park

Casual - per court (per hour)	\$30.45	\$3.05	\$33.50	FC
Seasonal use - Monday to Friday - per court per club per night	\$320.91	\$32.09	\$353.00	FC
Seasonal use - Saturday per court	\$320.91	\$32.09	\$353.00	FC

Archery

Seasonal use - Saturday only	\$904.55	\$90.45	\$995.00	FC
------------------------------	----------	---------	----------	----

Dog Training

St Lukes 1 - only Sun 8am to 12pm - (per annum) (This does not include access to cricket nets)	\$800.00	\$80.00	\$880.00	FC
St Lukes Clubhouse (per annum) (This does not include access to cricket nets)	\$800.00	\$80.00	\$880.00	FC

Category – Baseball

Baseball - Timbrell Park, Sid Richards

* Cost per field per usage rate per season. Includes training and games.

Casual - per sports field (per hour)	\$38.18	\$3.82	\$42.00	FC
Seasonal use - weekends - Saturday OR Sunday (max 6 hours) (per season per field)	\$818.18	\$81.82	\$900.00	FC
Seasonal use - three (3) nights a week plus Saturday/Sunday (or as per licence agreement) (per season per field)	\$1,636.36	\$163.64	\$1,800.00	FC
Casual hire - line marking for casual bookings (per season per field)	\$423.64	\$42.36	\$466.00	FC

Category – Cricket

Synthetic Cricket Wicket

Five Dock Park, Queen Elizabeth Park Field 1, Campbell Park Fields 1&2, Edwards Park, St Lukes Fields 1&2, Timbrell Park Fields 1&2, Arthur Walker Reserve, Powells Creek 1&2, Jessie Stewart Reserve, Russell Park, Greenlees Park

Casual - per sports field (per hour)	\$38.18	\$3.82	\$42.00	FC
--------------------------------------	---------	--------	---------	----

continued on next page ...

Fees and Charges 2025-2026 City of Canada Bay | Page 58 of 84

Fee Description	Year 26/27			Pricing Code
	Fee excl.	GST	Fee incl.	

Synthetic Cricket Wicket [continued]

Seasonal use - weeknight - training (max 4 hours) per night	\$411.82	\$41.18	\$453.00	FC
Seasonal use - weekends - Saturday or Sunday	\$818.18	\$81.82	\$900.00	FC
Seasonal use - three (3) weekday training and Saturday and Sunday (per season per field)	\$1,636.36	\$163.64	\$1,800.00	FC

Turf cricket wicket

Goddard Park, Ron Routley Oval, Rothwell Park, St Lukes Oval

Casual - per sports field (per day)	\$818.18	\$81.82	\$900.00	FC
Seasonal use - weeknight - training (max 4 hours) per night	\$518.18	\$51.82	\$570.00	FC
Seasonal use - weekends - Saturday or Sunday	\$2,727.27	\$272.73	\$3,000.00	FC
Seasonal use - weekends - Saturday and Sunday (per season per sports field)	\$5,445.45	\$544.55	\$5,990.00	FC

Senior sports fields - soccer, AFL, rugby union, rugby league, etc.

* Cost per field per usage rate per season. Includes training and games.

Five Dock Park, Goddard Park, Queen Elizabeth Park, Ron Routley Park, Rothwell Park, St Lukes Oval, Sid Richards Park, Taplin Park, Campbell Park, Greenlees Park, Timbrell Park, Edwards Park, St Lukes Park, Powells Creek, Nield Park, St Lukes North*

Casual - per sports field (per hour)	\$38.18	\$3.82	\$42.00	FC
Seasonal use - weeknight - training (max 4 hours) per night	\$411.82	\$41.18	\$453.00	FC
Seasonal use - weekends - Saturday or Sunday	\$818.18	\$81.82	\$900.00	FC
Seasonal use - max 25 hours, three (3) weekday training and Saturday and Sunday (per season per sports field)	\$1,636.36	\$163.64	\$1,800.00	FC

Junior sports fields - mini soccer, rugby, AFL and touch football

* Cost per field per usage rate per season. Includes training and games.

Edwards Fields 3, 4 & 5, Nield Field 2, 3 & 4, QEP Field 3, Timbrell Fields 1, 2, 3, 4 & 5, Taplin Park Field 2

Casual - per sports field (per hour)	\$28.64	\$2.86	\$31.50	FC
Seasonal use - weeknight - training (max 4 hours) per night	\$296.36	\$29.64	\$326.00	FC
Seasonal use - weekends - Saturday or Sunday	\$586.36	\$58.64	\$645.00	FC
Seasonal use - max 25 hours, three (3) weekday training and Saturday and Sunday (per season per field)	\$1,172.73	\$117.27	\$1,290.00	FC

Sports field lighting

Sports field lighting (50/100 lux) per sports field (per hour)	\$31.36	\$3.14	\$34.50	FC
Sports field lighting (200 lux) per sports field (per hour)	\$63.18	\$6.32	\$69.50	FC
Netball court lighting - Cintra Park - per netball court (per hour)	\$10.91	\$1.09	\$12.00	FC

Social recreation

Bayview Park access management

Fisherman's Club key hire – (located at Concord Community Centre) Annual key hire	\$42.18	\$4.22	\$46.40	FC
Non-residential – annual key fee	\$177.27	\$17.73	\$195.00	FC
Park gate locked in release fee (Security patrol call out)	\$136.36	\$13.64	\$150.00	FC
Replacement key – residential and non-residential	\$72.27	\$7.23	\$79.50	FC

continued on next page ...

Fees and Charges 2025-2026 City of Canada Bay | Page 59 of 84

Fee Description	Year 26/27			Pricing Code
	Fee excl.	GST	Fee incl.	

Bayview Park access management [continued]

Residential – annual key fee	\$42.18	\$4.22	\$46.40	FC
------------------------------	---------	--------	---------	----

Ceremonies and related photography

Additional pre-cleaning of Rotundas at Cabarita Park or Prince Edward Park (per hour)	\$274.55	\$27.45	\$302.00	FC
Booking fee - per application (non-refundable)	\$38.82	\$3.88	\$42.70	FC
Ceremony/ceremony photography/professional photography (Not for profit/charity discounted rate per hour)	\$108.18	\$10.82	\$119.00	PC
Ceremony/ceremony photography/professional photography (Standard rate per hour)	\$216.36	\$21.64	\$238.00	FC

Personal training and commercial activities

Personal Trainers – Permit (Three 1 Hour sessions per week for 12 months)	\$170.91	\$17.09	\$188.00	FC
Additional sessions in excess of three (3) per week (maximum of 15 sessions per week) (per session)	\$100 per additional session per year in excess of three (3) per week			PC
Additional trainer on permit	\$90.91	\$9.09	\$100.00	FC
Booking fee - per application (non-refundable)	\$38.82	\$3.88	\$42.70	FC

Fishing and other water-based competitions (per day)

Booking fee - per application (non-refundable)	\$38.82	\$3.88	\$42.70	FC
Less than 101 attendees	\$319.09	\$31.91	\$351.00	FC
101 attendees or more	\$586.36	\$58.64	\$645.00	FC

Private, corporate and community groups, social recreation

Booking fee – private & community groups - per application (non-refundable)	\$38.82	\$3.88	\$42.70	FC
Community groups - less than 80 attendees	\$0.00	\$0.00	\$0.00	Z
Community groups - greater than 80 attendees, less than 150 attendees	\$290.00	\$29.00	\$319.00	FC
Community groups - greater than 150 attendees- subject to Council discretion	\$718.18	\$71.82	\$790.00	FC
Booking fee – corporate groups - per application (non-refundable)	\$242.73	\$24.27	\$267.00	FC
Corporate groups - less than 80 attendees	\$377.27	\$37.73	\$415.00	FC
Corporate groups - greater than 80 attendees, less than 150 attendees	\$754.55	\$75.45	\$830.00	FC
Corporate groups - greater than 150 attendees - subject to Council discretion (includes park hire and approval of temporary structures, such as amusement devices, marquees and stages)	\$1,781.82	\$178.18	\$1,960.00	FC

Regattas - Rodd Point-Bayview Park

Booking fee - one-off regatta - per application (non-refundable)	\$81.82	\$8.18	\$90.00	FC
Corporate regatta (per regatta)	\$1,272.73	\$127.27	\$1,400.00	FC
Not-for-profit community organisation (per regatta)	\$636.36	\$63.64	\$700.00	FC
School Rowing NSW Regatta fee (per day)	\$1,090.91	\$109.09	\$1,200.00	FC

Event - (large scale provided to/for general community)

Bond	At Council discretion			BAGS
Booking fee - per application (non-refundable)	\$233.64	\$23.36	\$257.00	FC
Council staff attendance & labour	At Cost			PC

continued on next page ...

Fees and Charges 2025-2026 City of Canada Bay | Page 60 of 84

Fee Description	Year 26/27			Pricing Code
	Fee excl.	GST	Fee incl.	
Event - (large scale provided to/for general community) [continued]				
Low impact event (up to 1,000 attendees) - inclusive park hire and temporary structure	\$1,480.00	\$0.00	\$1,480.00	FC
Medium impact event (1,000 to 2,500 attendees) – inclusive park hire and temporary structure	\$2,970.00	\$0.00	\$2,970.00	FC
High impact event (more than 2,500 attendees) – inclusive park hire and temporary structure	\$4,460.00	\$0.00	\$4,460.00	FC
Power Access per hour (where available)	\$87.27	\$8.73	\$96.00	FC
Water Access per hour (where available)	\$87.27	\$8.73	\$96.00	FC

Permit fees for temporary installations (site fees only)

Note 1:

A public liability insurance policy of \$20 million dollars is required.

Note 2:

As part of Council's Risk Management procedures Safe Work Method Statements (SWMS) must be submitted to Council for temporary installations such as jumping castles, stages, large and commercial marquees. For amusement devices / rides all relevant Work Cover certification must also be submitted to Council.

Amusement devices application	\$432.00	\$0.00	\$432.00	LR
-------------------------------	----------	--------	----------	----

Parks hire by schools

* Each booking must have at least one (1) school located within the LGA.

Booking fee - per application (non-refundable)	\$38.82	\$3.88	\$42.70	FC
Local school (weekday only)	\$0.00	\$0.00	\$0.00	Z
Non-local and private schools (weekday only)	50% of the normal usage rate			PC

Roads and footpaths

Stormwater drainage

Where works are required to be undertaken on weekends or as night works a surcharge of 50% shall apply to these rates. This provision will also apply where work is required on or close to major roads or in sensitive locations, such as commercial precincts or where access may need to be restricted due to the works. The application of this surcharge will be discussed with the applicant prior to commencing works.

Stormwater drainage works	At cost + 15% Estimate available prior to commencement.	FC
---------------------------	--	----

This item includes work to modify/reconstruct/construct as a stormwater drainage pit. Stormwater drainage pits are constructed or modified to comply with Council's Engineering Specification. This fee applies to drainage pits where the maximum dimension (H, W, D) exceeds 1.5m. This fee is charged per drainage pit modification/reconstruction or construction on a cost-plus basis.

Fee Description	Year 26/27			Pricing Code
	Fee excl.	GST	Fee incl.	

General conditions for roads and footpaths

Note 1:

All fees described include the basic provision of the service during normal business hours (7am to 4pm excluding weekends and public holidays) under normal circumstances. Other costs such as traffic control, night work and other unusual costs that may arise may require a variation. Where possible these variations will be agreed upon before works commence. If additional costs arise due to unforeseen circumstances, such as a poor subgrade for a road pavement, the costs will be passed on to the applicant and the applicant will be advised as soon as practical.

Note 2:

Transport for NSW (TfNSW) may require specific requirements, including Road Occupancy Licences for State Roads, and these costs are not included in these fees. The costs associated with complying with the requirements of TfNSW will be fully payable by the applicant.

Note 3:

TfNSW peak period time constraints are not included in the rates set out in this document. Where these constraints are imposed, the rates will be modified to reflect the limited access period to undertake the work. The applicant will be advised of the modified rate as soon as practical.

Note 4:

All pricing included in these fees is based on the underlying base, subbase, and subgrade meeting AUSPEC standards. Works that have been undertaken that do not meet AUSPEC requirements, including the 306 Specification, will impact on the cost of the works to be provided and any such costs shall be fully payable by the applicant.

Note 5:

A charge for restoration work made under section 101 and section 102 of the Roads Act within the Council area is not subject to GST, whether charged direct to Telstra, Sydney Water, etc, or charged to a contractor engaged by them.

As listed above.

As listed above.

Z

Road openings

In accordance with Division 3 of the Roads Act, a person must not carry out work in, on or over a public road without the consent of the Roads Authority. If you need to undertake any work between private property boundaries beside a public road, you must obtain a Road Opening Permit from Council. This includes any work on a nature strip area, footpath, road pavement, or road island.

For information on the Road Reserve Opening Permit and the process for applying for one, refer to Council's Fact Sheet at www.canadabay.nsw.gov.au/residents/your-home/driveway-and-ancillary-works/road-and-footpath-openings.

Any damage to Council's assets caused by the works proposed by the applicant for the Road Reserve Opening Permit, must be temporarily restored by the applicant in accordance with the condition of the Permit. The applicant must pay Council the cost of permanently reinstating the damaged asset/s at the time of application together with a security deposit to cover the reinstatement of any unforeseen and unexpected damage to Council assets.

Should additional permanent restoration work be required the applicant will be asked to make an additional payment. Any balance of the security deposit lodged by the applicant will be returned to the applicant once the permanent restoration work is completed.

Where a contractor is undertaking works on behalf of a recognised utility provider under legislation, the contractor will be required to obtain and pay for a Road Opening Permit and comply with all of the conditions of the Permit, including the payment of expected reinstatement costs, unless the utility provider that engaged them provides Council with an undertaking to accept responsibility of the work performed by the contractor.

Fee Description	Year 26/27			Pricing Code
	Fee excl.	GST	Fee incl.	

Road reserve opening permit

A Cost of Works will be issued upon determination of agreed scope of works prior to a road reserve opening permit being approved. Upon completion of the applicant's temporary restoration of the worksite, a pre-scheduled final inspection will be undertaken by Council to verify the extent of permanent reinstatement works required. The final Cost of Works for Council to undertake the permanent reinstatement will be invoiced to the applicant. If the invoice for the permanent reinstatement work is not paid within 14 days, the security deposit will be used to fund the work.

In addition, the applicant will be required to lodge a security deposit which will be the full amount of the assessed Cost of Works for Council's permanent reinstatement work. The security deposit will be returned to the applicant once Council has completed a satisfactory final inspection and where required an invoiced Cost of Works has been paid for Council to undertake the permanent reinstatement.

Road reserve opening - permit application	\$356.00	\$0.00	\$356.00	FC
This fee applies to each individual application. This fee is non-refundable once the road reserve opening permit has been issued, even if the applicant does not proceed with the work.				
Change of private contractor application	\$98.50	\$0.00	\$98.50	FC
This fee is payable when the holder of an approved road reserve opening permit seeks to change the person undertaking the work that was nominated on the application form. This fee is calculated on an a per application (each) basis.				
Additional inspection / re-inspection	\$416.00	\$0.00	\$416.00	FC
Further inspection work could be necessary for a number of reasons, such as to review the extent of work being undertaken by the applicant or to review the extent of the permanent reinstatement work planned. Any inspection required will incur a fee which must be paid prior to the inspection. This fee is calculated on the basis of each inspection.				
Final inspection	\$416.00	\$0.00	\$416.00	FC
The final inspection fee is payable upon lodgement of each road reserve opening permit application (in all cases).				
Confirmation of road reserve opening permit finalisation	\$127.00	\$0.00	\$127.00	FC
Once permanent reinstatement works have been completed by Council, the applicant of a road reserve opening permit can request confirmation of the finalisation of the permit. The finalisation of the permit releases the applicant from any further liability for the road opening.				
Security deposit	100% of Cost of Works for Council to undertake permanent reinstatement work.			BAGS
Security deposit (refundable upon works being completed to Council specification, and in accordance with the Council standard conditions for openings).				
Assessed Cost of Works - this fee is applied on the basis of the scope of works to be undertaken by Council for the permanent reinstatement	100% of the assessed Cost of Works value for Council to undertake the permanent reinstatement work.			BAGS
Urgent/emergency fee (non-refundable) - excludes inspections, application fee and re-arrangement of other inspections.	\$720.00	\$0.00	\$720.00	FC

Asset integrity charge - road openings (permanent restoration applications only)

Asset integrity charge - work valued at greater than \$3,000, less than \$7,999	30% of the value of assessed Cost of Works	FC
Asset integrity charge - work valued at greater than \$8,000	25% of the value of assessed Cost of Works	FC
Asset integrity charge - work valued at less than \$2,999	45% of the value of assessed Cost of Works	FC

Survey marks

Recovery / relocation of survey marks (State Survey Marks, Permanent Mark or Cadastral Marks) by Registered Surveyor	Cost + 15%	FC
--	------------	----

Fee Description	Year 26/27			Pricing Code
	Fee excl.	GST	Fee incl.	

Adjustment of utility service assets

Adjustment of service pipes to new level			Cost plus 15%	RR
Adjustment of utility service lids to new level			Cost plus 15%	RR
Placing streetlight shades			Cost plus 15%	RR
Reconstruction of concrete threshold to the nearest joint			Cost plus 15%	RR
Relocation or adjustment of utility service pits to new levels			Cost plus 15%	RR
Replacement of damaged utility service pits			Cost plus 15%	RR
Undergrounding of overhead power lines			Cost plus 15%	RR
phase a - design by ASP phase b - approval by authority phase c - installation of underground conduits, pulling of cables, jointing, installation of property access point				

Vehicular crossing and ancillary works

An approval issued for the construction of a vehicular crossing or other ancillary works such as kerb & gutter or footpath works (**excluding stormwater**), includes an approval for a Road Opening Permit. Any other works within the road reserve will require approval through the lodgement of a separate Road Reserve Opening Permit Application.

Vehicular crossing &/or ancillary works application

Vehicular Crossing &/or Ancillary Works Application - residential / duplex building up to three (3) storeys (non-refundable)	\$416.00	\$0.00	\$416.00	FC
Note: A Vehicular Crossing &/or Ancillary Works Application must be approved prior to the lodgement of a Vehicular Crossing Construction by a Private Contractor Application.				
Vehicular Crossing &/or Ancillary Works Application - industrial / commercial / residential above three (3) storeys (non-refundable)	\$1,210.00	\$0.00	\$1,210.00	FC
Note: A Vehicular Crossing &/or Ancillary Works application must be approved prior to the lodgement of a Vehicular Crossing Construction by Private Contractor Application.				
Pre-Commencement Damage Report Form	Refer to Asset Management - Pre-Commencement Damage Report Form			FC
Quote preparation fee for driveway work coordinated by Council	\$226.00	\$0.00	\$226.00	FC
Council can coordinate all the works necessary to construct a driveway from the kerb to the property boundary. This fee includes an onsite inspection and preparation of a quote. Additional inspections or re-quoting of work will incur a further inspection fee. If the quote validity period expires a new quote will need to be prepared and a new fee paid.				
Urgent/emergency fee (non-refundable; excludes inspections, application fee and re-arrangement of other inspections.	\$720.00	\$0.00	\$720.00	MP
Confirmation of finalisation of vehicular crossing works	\$127.00	\$0.00	\$127.00	FC
Re-assessment of driveway approval resulting from a section 96 being lodged	\$153.00	\$0.00	\$153.00	FC

Retrospective Vehicular Crossing and Ancillary Works Application

This application applies to all Section 138, where unauthorised works were undertaken within the road reserve prior to any permit or approvals from Council.

Council will ask the applicant to pay for reinstating the asset(s) should they be deemed to be non-compliant to current DCP requirements.

Where Council assets have not been constructed to Council's Development Control Plan (DCP) requirements, the applicant may be required to lodge a separate Section 138 application.

Retrospective Vehicular Crossing &/or Ancillary Works Application - residential / duplex building up to three (3) storeys (non-refundable)	\$7,000.00	\$0.00	\$7,000.00	FC
--	------------	--------	------------	----

continued on next page ...

Fees and Charges 2025-2026 City of Canada Bay | Page 64 of 84

Fee Description	Year 26/27			Pricing Code
	Fee excl.	GST	Fee incl.	

Retrospective Vehicular Crossing and Ancillary Works Application [continued]

Retrospective Vehicular Crossing &/or Ancillary Works Application - industrial / commercial / residential above three (3) storeys (non-refundable)	\$21,000.00	\$0.00	\$21,000.00	FC
--	-------------	--------	-------------	----

Vehicular crossing construction by a private contractor

Vehicular crossing/driveway construction by private contractor application – residential/duplex building up to three (3) storeys (non-refundable)	\$297.00	\$0.00	\$297.00	LR
Vehicular crossing/driveway construction by private contractor application – industrial/commercial/residential above three (3) storeys (non-refundable)	\$660.00	\$0.00	\$660.00	RR
Change of Private Contractor Application	\$98.50	\$0.00	\$98.50	FC

Security deposit for vehicular crossing & ancillary works undertaken by private contractor

When vehicular crossing and/or ancillary construction works are being undertaken by a private contractor, Council requires the submission of a security deposit. The security deposit is held until the works are completed and inspected by Council. Where Council assets, such as a concrete footpath, have been damaged during the driveway construction, Council will ask the applicant to pay for Council to reinstate the damaged assets. The security deposit can be used to pay for this work by Council. Should there be a balance outstanding then the applicant will be liable to pay the balance. If there is no damage to Council assets at the time of final inspection, then the security deposit will be refunded.

Security deposit - residential/duplex building up to three (3) storeys - application	\$3,150.00	\$0.00	\$3,150.00	BAGS
Security deposit - industrial/commercial/residential above three (3) storeys - application	\$5,780.00	\$0.00	\$5,780.00	BAGS

Driveway inspections

Vehicular crossing &/or ancillary works inspections - two (2) standard inspections	\$830.00	\$0.00	\$830.00	FC
This fee applies in all cases and is for the purpose of an inspection of the formwork and steel prior to the concrete pour and a final inspection when all construction works are completed.				
Vehicular Crossing inspections - for additional driveway entries	\$416.00	\$0.00	\$416.00	FC
This fee applies where two or more driveways are being constructed and are not able to be inspected at the same time as the first driveway entry.				
Additional Inspection / Re-inspection fee	\$416.00	\$0.00	\$416.00	FC

Roads pavement reinstatement

Where works are required to be undertaken on weekends or as night works a surcharge of 50% shall apply to these rates. This surcharge will also apply where work is required on or close to major roads or in sensitive locations, such as commercial precincts or where access may need to be restricted due to the works. The application of this surcharge will be discussed with the applicant prior to commencing works.

Asphaltic concrete surface roadway with DGB roadbase

Asphaltic Concrete laid with depth tolerances for construction purposes. Construction practices must comply with Council's Engineering Specifications. The quantity of work is calculated on a per m² basis and will cover pavements of a depth up to 150mm.

Asphaltic concrete surface roadway with DGB roadbase - less than 15m ²	\$425.45	\$42.55	\$468.00	RR
---	----------	---------	----------	----

continued on next page ...

Fees and Charges 2025-2026 City of Canada Bay | Page 65 of 84

Fee Description	Year 26/27			Pricing Code
	Fee excl.	GST	Fee incl.	

Asphaltic concrete surface roadway with DGB roadbase [continued]

Asphaltic concrete surface roadway with DGB roadbase - greater than 15m ² , less than 50m ²	\$356.36	\$35.64	\$392.00	RR
Asphaltic concrete surface roadway with DGB roadbase - greater than 50m ² , less than 100m ²	\$325.45	\$32.55	\$358.00	RR
Asphaltic concrete surface roadway with DGB roadbase - greater than 100m ² , less than 500m ²	\$302.73	\$30.27	\$333.00	RR
Asphaltic concrete surface roadway with DGB roadbase - greater than 500m ²			At cost + 15% Estimate available prior to commencement	RR
Asphalt depths from 150mm to 250mm	Asphalt depths from 150mm to 250mm will incur a 10% increase to rates above			RR

Asphaltic concrete (AC10) over concrete

Asphaltic concrete laid within depth tolerances for construction purposes over a concrete base consisting of 230mm of 50MPa concrete with two (2) layers of SL81 reinforcing mesh on 150mm of 5MPa lean mix sub-base. Construction practices to comply with Council's Engineering Specifications. The quantity of work is calculated on a per m² basis.

AC10 over a concrete base – less than 15m ²	\$1,127.27	\$112.73	\$1,240.00	FC
AC10 over a concrete base – greater than 15m ² , less than 50m ²	\$795.45	\$79.55	\$875.00	FC
AC10 over a concrete base – greater than 50m ² , less than 100m ²	\$695.45	\$69.55	\$765.00	FC
AC10 over a concrete base – greater than 100m ² , less than 500m ²	\$668.18	\$66.82	\$735.00	FC
AC10 over a concrete basis – greater than 500m ²			At cost + 15% Estimate available prior to commencement	FC

Concrete over lean mix

Concrete pavement slab consisting of 230mm of 50MPa concrete with two (2) layers of SL81 reinforcing mesh on 150mm of 5MPa lean mix sub-base. Construction practices to comply with Council's Engineering Specifications. This fee is calculated on a per m² basis.

Concrete – less than 15m ²	\$990.91	\$99.09	\$1,090.00	FC
Concrete – greater than 15m ² , less than 50m ²	\$722.73	\$72.27	\$795.00	FC
Concrete – greater than 50m ² , less than 100m ²	\$668.18	\$66.82	\$735.00	FC
Concrete – greater than 100m ² , less than 500m ²	\$645.45	\$64.55	\$710.00	FC
Concrete – greater than 500m ²			At cost + 15% Estimate available prior to commencement	FC

Footpath reinstatement

Where works are required to be undertaken on weekend or as night works a surcharge of 50% shall apply to these rates. This provision will apply where work is required on or close to major roads or in sensitive locations, such as commercial precincts or where access may need to be restricted due to the works. The application of this surcharge will be discussed with the applicant prior to commencing works.

Concrete footpath

Concrete footpath constructed in accordance with Council's Engineering Specifications. The quantity of work is calculated on a per m² basis.

Concrete footpath – less than 15m ²	\$323.64	\$32.36	\$356.00	FC
Concrete footpath – greater than 15m ² , less than 50m ²	\$278.18	\$27.82	\$306.00	FC
Concrete footpath – greater than 50m ² , less than 100m ²	\$240.00	\$24.00	\$264.00	FC

continued on next page ...

Fees and Charges 2025-2026 City of Canada Bay | Page 66 of 84

Fee Description	Year 26/27			Pricing Code
	Fee excl.	GST	Fee incl.	

Concrete footpath [continued]

Concrete footpath – greater than 100m ² , less than 500m ²	\$207.27	\$20.73	\$228.00	FC
Concrete footpath – greater than 500m ²			At cost + 15% Estimate available prior to commencement	FC

Asphaltic concrete footpath

Asphaltic concrete (AC5) laid within depth tolerances for construction purposes. Construction practices to comply with Council's Engineering Specifications. The quantity of work is calculated on a per m² basis.

AC7 – less than 15m ²	\$262.73	\$26.27	\$289.00	FC
AC7 – greater than 15m ² , less than 50m ²	\$178.18	\$17.82	\$196.00	FC
AC7 – greater than 50m ² , less than 100m ²	\$140.00	\$14.00	\$154.00	FC
AC7 – greater than 100m ²			At cost + 15% Estimate available prior to commencement	FC

Asphaltic concrete with concrete base footpath

Asphaltic concrete (AC7) laid at 25mm depth with concrete base of 25MPa concrete, 100mm thick. Construction practices to comply with Council's Engineering Specifications. The quantity of work is calculated on a per m² basis.

AC7 with concrete base – less than 15m ²	\$559.09	\$55.91	\$615.00	FC
AC7 with concrete base – greater than 15m ² , less than 50m ²	\$390.00	\$39.00	\$429.00	FC
AC7 with concrete base – greater than 50m ² , less than 100m ²	\$294.55	\$29.45	\$324.00	FC
AC7 with concrete base – greater than 100m ²			At cost + 15% Estimate available prior to commencement	FC

Paving

Supply and laying pavers in a pattern to match surrounding area. Note: where a concrete slab under the paving is necessary in accordance with Council's Engineering Specifications, then the concrete slab is at additional cost. The quantity of work is calculated on a per m² basis.

Pavers – less than 15m ²	\$863.64	\$86.36	\$950.00	FC
Pavers – greater than 15m ² , less than 50m ²	\$790.91	\$79.09	\$870.00	FC
Pavers – greater than 50m ² , less than 100m ²	\$622.73	\$62.27	\$685.00	FC
Pavers – greater than 100m ² , less than 500m ²	\$577.27	\$57.73	\$635.00	FC
Pavers – greater than 500m ²			At cost + 15% Estimate available prior to commencement	FC

Turfing

Turfing - supply and lay	\$104.55	\$10.45	\$115.00	FC
--------------------------	----------	---------	----------	----

Where a grassed area is disturbed by works, Council may request that turf be replaced if the area is not reinstated in a reasonable fashion, or the area disturbed consists of high-quality grass and/or presentation. The turf will be laid to match the surrounding grass type. In order to promote the establishment of the turf, it will require watering during its establishment and this will be charged separately. Council will defer the laying of turf from May to September to increase survivability and reduce establishment periods. This item is calculated on a per m² basis.

continued on next page ...

Fees and Charges 2025-2026 City of Canada Bay | Page 67 of 84

Fee Description	Year 26/27			Pricing Code
	Fee excl.	GST	Fee incl.	

Turfing [continued]

Watering of turf to establish	\$110.91	\$11.09	\$122.00	FC
Where new turf is laid it will require regular watering for a minimum of six (6) to eight (8) weeks for the turf to establish. The time required for watering the turf will be determined upon application based on the area of turf laid and prevailing weather conditions. This item is calculated on a per hour of watering basis.				

Driveway reinstatement

Where works are required to be undertaken on weekends or as night works, a surcharge of 50% shall apply to these rates. This surcharge will also apply where work is required on or close to major roads or in sensitive locations, such as commercial precincts or where access may need to be restricted due to the works. The application of this surcharge will be discussed with the applicant prior to commencing works.

Residential driveway - less than 15m ²	\$428.18	\$42.82	\$471.00	FC
Residential driveway - greater than 15m ² , less than 50m ²	\$350.91	\$35.09	\$386.00	FC
Residential driveway - greater than 50m ² , less than 100m ²	\$291.82	\$29.18	\$321.00	FC
Residential driveway - greater than 100m ²	\$265.45	\$26.55	\$292.00	FC
Driveway for residential flat building, commercial or industrial premises - less than 15m ²	\$459.09	\$45.91	\$505.00	FC
Driveway for residential flat building, commercial or industrial premises - greater than 15m ² , less than 50m ²	\$382.73	\$38.27	\$421.00	FC
Driveway for residential flat building, commercial or industrial premises - greater than 50m ² , less than 100m ²	\$323.64	\$32.36	\$356.00	FC
Driveway for residential flat building, commercial or industrial premises - greater than 100m ²	\$291.82	\$29.18	\$321.00	FC

Kerb and gutter reinstatement

Where works are required to be undertaken on weekends or as night works a surcharge of 50% shall apply to these rates. This surcharge will apply where work is required on or close to major roads or in sensitive locations, such as commercial precincts or where access may need to be restricted due to the works. The application of this surcharge will be discussed with the applicant prior to commencing works.

Kerb and gutter

Construction of Council's standard kerb and gutter to comply with Council's Engineering Specification. Pricing is calculated per linear metre.

Kerb and gutter - less than 15 metres	\$550.00	\$55.00	\$605.00	FC
Kerb and gutter - greater than 15 metres, less than 50 metres	\$433.64	\$43.36	\$477.00	FC
Kerb and gutter - greater than 50 metres, less than 100 metres	\$402.73	\$40.27	\$443.00	FC
Kerb and gutter - greater than 100 metres, less than 500 metres	\$369.09	\$36.91	\$406.00	FC
Kerb and gutter - greater than 500 metres	At cost + 15% Estimate available prior to commencement			FC

Kerb only

Construction of the kerb only component of Council's standard kerb and gutter to comply with Council's Engineering Specification. Pricing is calculated per linear metre.

Kerb only - less than 15 metres	\$545.45	\$54.55	\$600.00	FC
Kerb only - greater than 15 metres, less than 50 metres	\$447.27	\$44.73	\$492.00	FC
Kerb only - greater than 50 metres, less than 100 metres	\$382.73	\$38.27	\$421.00	FC
Kerb only - greater than 100 metres, less than 500 metres	\$350.91	\$35.09	\$386.00	FC

continued on next page ...

Fees and Charges 2025-2026 City of Canada Bay | Page 68 of 84

Fee Description	Year 26/27			Pricing Code
	Fee excl.	GST	Fee incl.	

Kerb only [continued]

Kerb only - greater than 500 metres			At cost + 15% Estimate available prior to commencement	FC
-------------------------------------	--	--	---	----

Concrete layback

Construction of a standard concrete driveway layback to comply with Council's Engineering Specification. Pricing is calculated per linear metre.

Layback – less than 15 metres	\$686.36	\$68.64	\$755.00	FC
Layback – greater than 15 metres, less than 50 metres	\$613.64	\$61.36	\$675.00	FC
Layback – greater than 50 metres, less than 100 metres	\$531.82	\$53.18	\$585.00	FC
Layback – greater than 100 metres	\$468.18	\$46.82	\$515.00	FC

Concrete dish drain at intersections

Construction of a standard concrete dish drain to comply with Council's Engineering Specification. Pricing is calculated per linear metre.

Concrete dish drain - less than 15 metres	\$772.73	\$77.27	\$850.00	FC
Concrete dish drain - greater than 15 metres, less than 50 metres	\$672.73	\$67.27	\$740.00	FC
Concrete dish drain - greater than 50 metres, less than 100 metres	\$613.64	\$61.36	\$675.00	FC
Concrete dish drain - greater than 100 metres	\$531.82	\$53.18	\$585.00	FC

Miscellaneous kerb and gutter items

Pram ramp - standard 1.2m (per constructed pram ramp)	\$3,000.00	\$300.00	\$3,300.00	FC
Construction of a standard concrete pram ramp to comply with Council's Engineering Specification. This fee is charged per pram ramp constructed (each).				
Gutter bridge crossing with hinged heavy duty steel grating	\$4,872.73	\$487.27	\$5,360.00	FC
Construction of a "gutter bridge crossing" with hinged heavy duty steel grating. Pricing is calculated per linear metre, with a minimum of 4.5m. This fee is charged at a per linear metre rate.				
Kerb outlet - installation	\$336.36	\$33.64	\$370.00	FC
This fee applies to the provision of a kerb outlet to enable the connection of stormwater from private property to Council's kerb and gutter. This work is performed to comply with Council's Engineering Specifications. The fee is charged at a per kerb outlet rate (each).				

Saw cutting

This is an additional charge for when it is necessary to saw cut for construction purposes or to obtain a straight edge with existing materials. Construction practices to comply with Council's Engineering Specifications. The quantity of work is calculated on a per linear metre basis of saw cut with a site establishment fee for every site and every time the service is required.

Where works are required to be undertaken on weekend or as night works a surcharge of 50% shall apply to these rates. This surcharge will also apply where work is required on or close to major roads or in sensitive locations, such as commercial precincts or where access may need to be restricted due to the works. The application of this surcharge will be discussed with the applicant prior to commencing works.

Saw cutting - site establishment	\$422.73	\$42.27	\$465.00	FC
Saw cutting in asphalt - up to 100mm depth	\$18.82	\$1.88	\$20.70	FC
Saw cutting in asphalt - up to 250mm depth	\$61.36	\$6.14	\$67.50	FC
Saw cutting in concrete - up to 150mm depth	\$42.27	\$4.23	\$46.50	FC
Saw cutting in concrete - up to 300mm depth	\$89.55	\$8.95	\$98.50	FC
Saw cutting in reinforced concrete - up to 150mm depth	\$30.00	\$3.00	\$33.00	FC

continued on next page ...

Fees and Charges 2025-2026 City of Canada Bay | Page 69 of 84

Fee Description	Year 26/27			Pricing Code
	Fee excl.	GST	Fee incl.	

Saw cutting [continued]

Saw cutting in reinforced concrete - up to 300mm depth	\$89.55	\$8.95	\$98.50	FC
--	---------	--------	---------	----

Crack sealing

Where works are required to be undertaken on weekends or as night works a surcharge of 50% shall apply to these rates. This surcharge will also apply where work is required on or close to major roads or in sensitive locations, such as commercial precincts or where access may need to be restricted due to the works. The application of this surcharge will be discussed with the applicant prior to commencing works.

Crack sealing of asphaltic concrete (AC) - less than 15m Calculated per linear metre.	\$104.55	\$10.45	\$115.00	FC
Crack sealing of asphaltic concrete (AC) - greater than 15m, less than 50m	\$68.18	\$6.82	\$75.00	RR
Crack sealing of asphaltic concrete (AC) - greater than 50m	\$34.18	\$3.42	\$37.60	RR

Line marking

Where works are required to be undertaken on weekends or as night works a surcharge of 50% shall apply to these rates. This surcharge will also apply where work is required on or close to major roads or in sensitive locations, such as commercial precincts or where access may need to be restricted due to the works. The application of this surcharge will be discussed with the applicant prior to commencing works.

Line marking - sprayed or thermoplastic application This fee applies to replacement of line marking that may have been removed during works, or where the condition of the line marking has deteriorated due to works. This fee is charged on a cost of works to Council plus 15% basis.			At cost + 15% Estimate available prior to commencement	FC
Parking lines perpendicular to driveway The fee applies to installation of perpendicular painted lines on either side of a driveway to aid in keeping the driveway clear of parked vehicles. The fee also applies to replacement of parking lines lines due to normal wear or fading.	\$294.55	\$29.45	\$324.00	FC

Sign posting

Where works are required to be undertaken on weekends or as night works a surcharge of 50% shall apply to these rates. This surcharge will also apply where work is required on or close to major roads or in sensitive locations, such as commercial precincts or where access may need to be restricted due to the works. The application of this surcharge will be discussed with the applicant prior to commencing works.

Directional sign installation (community based, not-for-profit & religious organisations only) Approved directional signs are erected in accordance with Council's Engineering Specification. The fee for this item is calculated on a per sign basis and includes a sign post if necessary.	\$197.73	\$19.77	\$217.50	FC
Street signage - supply and install This item includes the supply and installation of an Australian Standard, Road Rule Compliant sign when approved by Council. Note some signage may require the approval of the Traffic Committee and Council. The fee for this item is calculated on a per sign basis and includes a sign post if necessary.	\$395.45	\$39.55	\$435.00	FC

Miscellaneous works

Miscellaneous works are those conducted during business hours, which are defined as the period between 7am and 4pm, Monday to Friday and excluding weekends and public holidays. Miscellaneous works in this table that occur outside the defined business hours will be charged at cost plus 50%.

continued on next page ...

Fees and Charges 2025-2026 City of Canada Bay | Page 70 of 84

Fee Description	Year 26/27			Pricing Code
	Fee excl.	GST	Fee incl.	

Miscellaneous works [continued]

Miscellaneous project - labour costs			Full cost + 25% Estimate available prior to commencement	FC
<p>This fee will be applied where Council elects to undertake work on behalf of another person or organisation involving the Council's assets, that is not included in other fees or charges in this document. Such work may include the coordination of public utility adjustments, project management/coordination or work on unique assets. This fee will not apply to grants from Government agencies.</p> <p>This fee will include all labour costs associated with the works. This will be tracked by timesheet and will include all day-labour, professional and management staff involved in the work. This fee is calculated on an actual cost-plus basis.</p>				
Miscellaneous project - material, plant, contract and professional service costs			Full cost + 15% Estimate available prior to commencement	FC
<p>This fee will be applied where Council elects to undertake work on behalf of another person or organisation involving the Council's assets, that is not included in other fees or charges in this document. Such work may include the coordination of public utility adjustments, project management/coordination or work on unique assets. This fee will not apply to grants from Government agencies.</p> <p>This fee will include all costs associated with materials, plant, contract and professional services used for the works. This fee is calculated on an actual cost-plus basis.</p>				
Traffic control - per hour, per person (min 4 hours)	\$238.18	\$23.82	\$262.00	FC
Concrete/asphalt plant opening fee	\$4,000.00	\$400.00	\$4,400.00	RR
Road Occupancy License (ROL) - application	\$518.18	\$51.82	\$570.00	RR
Where submission and approval of traffic management plan must be organised.				
Restoration inspection fee/scope and signoff	\$416.00	\$0.00	\$416.00	RR
Additional scoping/ inspection fee for restoration works. Chargeable per site visit.				
Removal of dumped waste - including collection from site and disposal			At cost + 20%	FC
Asbestos removal – using Council-coordinated accredited contractor			At cost + 50%	FC
Removal and disposal of damaged asbestos stormwater outlet pipes identified during restoration construction works by Council			At cost + 20%	FC

Swimming pools

Cabarita and Drummoyne Swimming Centres

General entry

Casual adult entry (16 years & over)	\$8.09	\$0.81	\$8.90	MP
Casual child (4 -15 years)	\$5.91	\$0.59	\$6.50	MP
Casual child (under 4 years)	\$0.00	\$0.00	\$0.00	Z
Casual pensioner (with valid pension card)	\$2.91	\$0.29	\$3.20	MP
Casual senior (with valid seniors card)	\$5.45	\$0.55	\$6.00	MP
Casual student concession	\$5.45	\$0.55	\$6.00	MP
Carer for a person with a disability	\$0.00	\$0.00	\$0.00	Z
Spectators	\$4.73	\$0.47	\$5.20	MP
Family pass (2 adults + 2 children or 1 adult + 3 children)	\$23.82	\$2.38	\$26.20	MP
Additional family member	\$5.55	\$0.55	\$6.10	MP

Multi-visit passes

Valid for 12 months from purchase

20 Spectator entry passes	\$75.00	\$7.50	\$82.50	RR
50 Spectator entry passes	\$160.91	\$16.09	\$177.00	RR
10 Adult entry passes	\$70.45	\$7.05	\$77.50	MP

continued on next page ...

Fees and Charges 2025-2026 City of Canada Bay | Page 71 of 84

Fee Description	Year 26/27			Pricing Code
	Fee excl.	GST	Fee incl.	

Multi-visit passes [continued]

10 Concession entry passes	\$53.64	\$5.36	\$59.00	MP
10 Pensioner entry passes (with valid pension card)	\$28.18	\$2.82	\$31.00	MP
20 Adult entry passes	\$130.91	\$13.09	\$144.00	MP
20 Concession entry passes	\$97.27	\$9.73	\$107.00	MP
20 Pensioner entry passes (with valid pension card)	\$57.27	\$5.73	\$63.00	MP
50 Adult entry passes	\$280.00	\$28.00	\$308.00	MP
50 Concession entry passes	\$193.64	\$19.36	\$213.00	MP
50 Pensioner entry passes (with valid pension card)	\$144.55	\$14.45	\$159.00	MP
10 Family entry passes	\$202.73	\$20.27	\$223.00	MP
20 Family entry passes	\$372.73	\$37.27	\$410.00	MP

Season pass

Adult season pass	\$550.00	\$55.00	\$605.00	MP
Senior/child/student season pass	\$445.45	\$44.55	\$490.00	MP
Pensioner season pass	\$315.45	\$31.55	\$347.00	PC
Season pass - off-peak (9am-3pm) Drummoyne & Cabarita	\$279.09	\$27.91	\$307.00	MP
Family season pass (2 Adults + 2 Children or 1 Adult + 3 Children)	\$1,736.36	\$173.64	\$1,910.00	MP
Additional family member (family season pass)	\$332.73	\$33.27	\$366.00	MP

School entry

Carnival admission (per attendee)	\$4.73	\$0.47	\$5.20	MP
Carnival hire - local schools (per hour)	\$242.73	\$24.27	\$267.00	MP
Carnival hire - non-local and private schools (per hour)	\$267.27	\$26.73	\$294.00	PC
Dept of Education Special Swimming Scheme (per hour)	\$4.50	\$0.45	\$4.95	MP
General swimming (per hour)	\$6.18	\$0.62	\$6.80	MP
Half lane hire - Drummoyne – 25m (per hour)	\$18.64	\$1.86	\$20.50	MP
Half pool hire - Drummoyne (per hour)	\$68.18	\$6.82	\$75.00	MP
Lane hire – 50m (per hour)	\$35.00	\$3.50	\$38.50	MP

Pool and function room hire

Function room - Cabarita only (per hour)	\$44.09	\$4.41	\$48.50	MP
Half pool hire - Drummoyne (per hour)	\$93.64	\$9.36	\$103.00	MP
Lane hire – 50m (per hour)	\$53.18	\$5.32	\$58.50	MP
Olympic pool (per hour)	\$372.73	\$37.27	\$410.00	MP

Water polo seasonal pool hire

(For usage outside agreed licensed usage)

Carnival admission (per attendee)	\$3.91	\$0.39	\$4.30	MP
Carnival hire (per hour)	\$203.64	\$20.36	\$224.00	MP
Half lane hire – 25m - Drummoyne (per hour)	\$15.55	\$1.55	\$17.10	MP
Half pool hire - Drummoyne (per hour)	\$56.09	\$5.61	\$61.70	MP

Programs

Swim Program per lesson	\$19.09	\$1.91	\$21.00	MP
-------------------------	---------	--------	---------	----

continued on next page ...

Fees and Charges 2025-2026 City of Canada Bay | Page 72 of 84

Fee Description	Year 26/27			Pricing Code
	Fee excl.	GST	Fee incl.	

Programs [continued]

Swimming Lessons – Private – 1:1 (30 minute)	\$67.14	\$6.71	\$73.85	MP
10 Fitness class passes	\$157.73	\$15.77	\$173.50	MP
10 Fitness class passes - concession	\$110.00	\$11.00	\$121.00	MP
Fitness class pass - concession (per class)	\$11.91	\$1.19	\$13.10	MP
Fitness class pass (per class)	\$18.18	\$1.82	\$20.00	MP
Birthday party with party host (per person)	\$20.73	\$2.07	\$22.80	MP
Birthday party deposit (to be provided 48 hour before prior to booking)	\$177.27	\$17.73	\$195.00	MP
Learn to Swim teaching (26 weeks) Direct debit or PIF option.	\$500.00	\$50.00	\$550.00	MP
Membership (3rd child discount)	\$454.55	\$45.45	\$500.00	MP
School group swim lessons (per lesson)	\$9.09	\$0.91	\$10.00	MP
School holiday intensive swim program (per lesson)	\$19.09	\$1.91	\$21.00	MP
School holiday intensive swim program (per week)	\$75.00	\$7.50	\$82.50	MP
Squad program per person per program (two (2) or more programs per week)	\$9.36	\$0.94	\$10.30	MP
Teens fitness (per class)	\$12.36	\$1.24	\$13.60	MP

Promotions

Swimming centre promotions	Available on request			MP
----------------------------	----------------------	--	--	----

Use of public spaces

Administration of traffic management for events, filming or construction activities

Car parking on Council parks (special events) per sports field at discretion of Council	Hire fee and possible renovation fee			FC
Administration and assessment of Traffic Management Plan (low impact)	\$383.00	\$0.00	\$383.00	RR
Low impact Traffic Management Plans include situations where the primary form of traffic management is not more than stop / go traffic control on a local, Council managed road. The fee includes the Council's consultation with the NSW Police. Fee is determined per Traffic Management Plan submission.				
Administration and assessment of Traffic Management Plan (medium impact)	\$725.00	\$0.00	\$725.00	RR
Medium impact Traffic Management Plans include situations where the primary form of traffic management will include stop / go traffic control on a Regionally classified Road, State classified road or a multi-lane local, Council managed road. The fee includes Council's consultation with the NSW Police and Transport for NSW. The fee is applied per Traffic Management Plan submission.				
Administration and assessment of Traffic Management Plan (high impact)	\$1,240.00	\$0.00	\$1,240.00	RR
High impact Traffic Management Plans include situations where the primary form of traffic management will generally include road closures on Local, Regional or State classified roads. The fee includes Council's consultation with the NSW Police and Transport for NSW. Fee is calculated per Traffic Management Plan submission.				
Erection of parking and regulatory signs	\$317.27	\$31.73	\$349.00	FC
Fee is applicable for erection for any parking or regulatory sign necessary for the implementation of a Traffic Management Plan. Fee is calculated per sign. Even if more than one sign is placed on a sign post.				

Temporary road closures

Temporary road closure application	\$217.00	\$0.00	\$217.00	RR
Fee is calculated per temporary road closure application submitted.				

continued on next page ...

Fees and Charges 2025-2026 City of Canada Bay | Page 73 of 84

Fee Description	Year 26/27			Pricing Code
	Fee excl.	GST	Fee incl.	

Temporary road closures [continued]

Advertising for temporary road closures	\$1,520.00	\$0.00	\$1,520.00	RR
Fee is calculated per temporary road closure processed.				

Full closure

Full road closure fees are applied to any width of road.

Full road closures are limited to the length of the property street frontage unless otherwise approved by Council.

Fees are based on the length of the closure or the length of the property street frontage, whichever is greater. Fees are applied on length of the closure, based on a range (eg. a 25m closure shall be charged at the 21m-40m fee).

No additional cost for road closures over 80 metres.

Length of full road closure - 0m to 20m	\$1,900.00	\$0.00	\$1,900.00	RR
Length of full road closure - 21m to 40m	\$2,310.00	\$0.00	\$2,310.00	RR
Length of full road closure - 41m to 60m	\$3,490.00	\$0.00	\$3,490.00	RR
Length of full road closure - 61m to 80m	\$3,970.00	\$0.00	\$3,970.00	RR
Length of full road closure - greater than 80m	\$4,960.00	\$0.00	\$4,960.00	RR

Partial closure

Partial road closure fees shown are per lane fees. Total fee to be charged as a multiple of the number of lanes closed (maximum of three (3) lanes).

Partial road closures are limited to the length of the property street frontage unless otherwise approved by Council.

Fee is based on the length of the closure or the length of the property street frontage, whichever is greater.

Fee is based on the length of closure within a range (eg. a 25m closure shall be charged at the 21m-40m fee).

No additional cost for road closures over 80 metres.

Partial footpath closure fee with temporary road closure application (per m2 per day or part thereof)	\$6.00	\$0.00	\$6.00	FC
Length of partial road closure - 0m to 20m	\$427.00	\$0.00	\$427.00	RR
Length of partial road closure - 21m to 40m	\$660.00	\$0.00	\$660.00	RR
Length of partial road closure - 41m to 60m	\$905.00	\$0.00	\$905.00	RR
Length of partial road closure - 61m to 80m	\$1,160.00	\$0.00	\$1,160.00	RR
Length of partial road closure - greater than 80m	\$1,390.00	\$0.00	\$1,390.00	RR

Construction works zone

Construction works zone - application fee	\$1,340.00	\$0.00	\$1,340.00	FC
---	------------	--------	------------	----

This fee applies to the assessment of an application for a Construction Works Zone or an application to amend an existing application or approval. Further fees apply if application is approved on the basis of the circumstances as outlined in this section. Fee is calculated as per application per site the Construction Works Zone applies to.

Works Zone Application Renewals and Extensions	\$300.00	\$0.00	\$300.00	FC
Out of hours application fee - weekend and night works/activities - per application	\$500.00	\$0.00	\$500.00	FC

Each application is subject to further review prior to any approval. Additional Road Closure fees applies – refer to administration and temporary road closure fee.

Construction works zone - management fee - residential area	\$122/linear metre/month or part thereof			FC
---	--	--	--	----

This fee applies after the approval of a Construction Works Zone application. The fee includes placement and removal of signage as approved for implementation. Fee is calculated as per linear metre per month (or part thereof).

continued on next page ...

Fees and Charges 2025-2026 City of Canada Bay | Page 74 of 84

Fee Description	Year 26/27			Pricing Code
	Fee excl.	GST	Fee incl.	

Construction works zone [continued]

Construction works zone - management fee - commercial centre	\$270/linear metre/month or part thereof			FC
This fee applies after the approval of a Construction Works Zone application. The fee includes placement and removal of signage as approved for implementation. Fee is calculated as per linear metre per month (or part thereof).				
Construction works zone - within parking meter area - additional fee	80% of current parking rate for the period in operation.			RR
This fee applies when the Construction Works Zone is to be implemented within an area with parking meters administered by the City of Canada Bay Council. This fee is in addition to application and management charges. This fee is calculated as a percentage of the maximum daily potential parking revenue from parking meters within the Construction Works Zone for the period the Construction Works Zone is applied in days.				

Permits for construction activities within the road reserve

Application for a crane permit for activity over a road reserve	\$1,010.00	\$0.00	\$1,010.00	FC
This fee applies to any site-based crane that results in activity over a road reserve. This includes cranes, such as tower or internal cranes based within private property that result in activity over a public road reserve. Fee is calculated as per crane per application.				
Permit to stand plant	\$615.00	\$0.00	\$615.00	FC
This fee is calculated as per piece of plant equipment per road frontage per day.				
Urgency fee to issue permits for construction activities within the road reserve without required notice (within 72 business hours). This fee is calculated in addition to length of road closure (limited to one (1) road frontage per application) per day.	\$600.00	\$0.00	\$600.00	LR
Construction works zone - urgency fee - for processing application with less than four (4) weeks' notice	\$600.00	\$0.00	\$600.00	LR
Note processing will be restricted by schedule of Traffic Committee regardless of the Urgency Fee (other components of processing will be completed quicker).				

Skip bins roadside placements

Skip bins - application fee	\$430 deposit plus \$430.00 per week (maximum one (1) week placement)			FC
-----------------------------	---	--	--	----

Hoardings

Ground level hoarding – Type A (Temporary fencing, where any part of the fencing structure occupies the public domain. A minimum period of six (6) months, paid in advance, applies. Once this period is reached, additional payments shall be made for three (3) months in advance). (Periods of less than three (3) months can be resolved by negotiation).	\$340 plus an additional \$130/metre/month (frontage) or part thereof			FC
Overhead hoarding – Type B (A minimum period of six (6) months, paid in advance, applies. Once this period is reached, additional payments shall be made for three (3) months in advance). (Periods of less than three (3) months can be resolved by negotiation).	\$620 plus an additional \$160/metre/month (frontage) or part thereof			FC
Urgency fee for application within three (3) working days	\$575.00	\$0.00	\$575.00	RR

Occupy, or access through, a public space

Fees to occupy or access through a public space are subject to an onsite inspection between the applicant and Council staff.

- * A refundable damage bond is required based on the nature of the work being undertaken. The minimum damage deposit is \$3,000 and up to \$10,000.
- # Access is likely to be denied across a park or reserve and will only be granted in exceptional circumstances.

Electric vehicle charging infrastructure - application fee	\$1,080.00	\$0.00	\$1,080.00	FC
--	------------	--------	------------	----

continued on next page ...

Fees and Charges 2025-2026 City of Canada Bay | Page 75 of 84

Fee Description	Year 26/27			Pricing Code
	Fee excl.	GST	Fee incl.	

Occupy, or access through, a public space [continued]

Access through or to occupy public space - application fee (non-refundable)	\$370.00	\$0.00	\$370.00	RR
Urgency fee for application within three (3) working days	\$493.00	\$0.00	\$493.00	RR
Refundable bond associated with access to private property via Council land (park/reserve/public land)#	\$10,000.00	\$0.00	\$10,000.00	RR
Public open space - parks, reserves or public land* (per week)	\$3,640.00	\$0.00	\$3,640.00	RR
Road reserve - inclusive of footpaths* - (per m ² , per week)	\$20.50	\$0.00	\$20.50	RR
Approval to use unused roads			Fee negotiated	FC
Footpath area - inclusive of nature strips* - (per m ² , per week)	\$20.50	\$0.00	\$20.50	RR

Parking management

Cabarita Park and Bayview Park parking permits

PARKING PERMITS FOR CABARITA PARK AND BAYVIEW PARK

For more information about parking permits for Cabarita Park and Bayview Park please refer to the following link - www.canadabay.nsw.gov.au/community/parking-and-transport/parking-and-permits

Park parking permit/s - delivery using Registered Post	\$12.50	\$0.00	\$12.50	FC
Fee is calculated on the number of mail items required. Multiple parking permits can be mailed to the one address for one fee if all the permits are requested at the same time.				
Park Parking Permit - first and second (per rateable property within the Council area)	\$0.00	\$0.00	\$0.00	Z
Park Parking Permit - additional (per rateable property within the Council area)	\$306.00	\$0.00	\$306.00	FC
Park Parking Permit (non-residents & non-ratepayers)	\$306.00	\$0.00	\$306.00	FC
Replacement Permit	\$52.00	\$0.00	\$52.00	FC
Replacement Permit – Pensioners	\$26.10	\$0.00	\$26.10	PC

On-street parking permit

The issue of street parking permits is subject to eligibility criteria, and in particular the number of off-street parking spaces available at the place of residence. Resident pensioners are entitled to a 50% reduction in the published fees for resident on-street parking permits and replacement on-street parking permits. For more information about parking and parking permits within the City of Canada Bay please refer to the following link - www.canadabay.nsw.gov.au/community/parking-and-transport/parking-and-permits

Residence with no eligible onsite parking space

Residence with no eligible onsite parking space - first on-street resident parking permit	\$0.00	\$0.00	\$0.00	Z
Residence with no eligible onsite parking space - second on-street resident parking permit	\$0.00	\$0.00	\$0.00	Z
Residence with no eligible onsite parking space - third on-street resident parking permit	\$85.50	\$0.00	\$85.50	PC

Residence with one (1) eligible onsite parking space

Residence with one (1) eligible onsite parking space - first on-street resident parking permit	\$0.00	\$0.00	\$0.00	Z
Residence with one (1) eligible onsite parking space - second on-street resident parking permit	\$85.50	\$0.00	\$85.50	PC
Residence with one (1) eligible onsite parking space - third on-street resident parking permit	Not eligible for Residential Parking Permit.			Z

Fee Description	Year 26/27			Pricing Code
	Fee excl.	GST	Fee incl.	

Residence with two (2) eligible onsite parking spaces

Residence with two (2) eligible onsite parking spaces - first on-street resident parking permit	\$0.00	\$0.00	\$0.00	Z
Residence with two (2) eligible onsite parking spaces - second and third on-street resident parking permit	Not eligible for Residential Parking Permit.			Z

Residence with three (3) or more eligible onsite parking spaces

Residence with three (3) or more eligible onsite parking spaces - on-street resident parking permit	Not eligible for Residential Parking Permit.			Z
---	--	--	--	---

Business parking permits

<https://www.canadabay.nsw.gov.au/community/parking-and-transport/parking-and-permits>

Business parking permit - area 1 to 5	\$30 per permit per month or part thereof, minimum two (2) months			FC
Business parking permit - Five Dock - area 6	Free			FC

On-street parking permits – other

On-street parking permit/s - delivery using Registered Post	\$12.50	\$0.00	\$12.50	FC
Fee is calculated on the number of mail items required. Multiple parking permits can be mailed to the one address for one fee if all the permits are requested at the same time.				
On-street parking permit - visitor permit – limited to one (1) only per residence	\$0.00	\$0.00	\$0.00	Z
Replacement Resident (All Areas) and Business Parking Permit (Areas 1-5)	\$37.80	\$0.00	\$37.80	FC
Replacement Resident Parking Permit for pensioner	\$19.00	\$0.00	\$19.00	FC

Car share parking

Car share parking space – Application fee (per space)	\$280.00	\$0.00	\$280.00	FC
Council to assess locations and undertake required reporting measures				
Car share parking space - annual administration fee (per space)	\$625.00	\$0.00	\$625.00	FC
Includes all parking spaces, including those in parking meter areas. Fee is calculated as per car share parking space per year.				
Car share parking space - trial installation	\$810.00	\$0.00	\$810.00	FC
A trial of a car share space is required before a permanent installation. Fee is calculated as per car share parking space.				
Car share parking space - permanent installation	\$1,870.00	\$0.00	\$1,870.00	FC
Applicable only after successful trial - includes linemarking and signposting. Fee is calculated per car share parking space.				
Car share parking space in ticket parking area - additional annual fee (per space)	\$1,210.00	\$0.00	\$1,210.00	FC
This fee is in addition to the yearly administrative fee to recognise lost revenue in parking meter area. Fee is calculated as per car share parking space per year.				

Free parking agreements

Less than 20 parking bays	\$855.00	\$0.00	\$855.00	RR
21 to 50 parking bays	\$1,710.00	\$0.00	\$1,710.00	RR
51 or more parking bays	\$2,800.00	\$0.00	\$2,800.00	RR

Fee Description	Year 26/27			Pricing Code
	Fee excl.	GST	Fee incl.	

Metered parking

For more information about Council's Metered Parking please refer to the following link
- www.canadabay.nsw.gov.au/community/parking-and-transport/parking-and-permits

Cabarita Park and Bayview Park (all days)	\$4.40/hr up to 3 hrs, then \$2.20/hr up to 24 hrs max.			FC
Rhodes Recreation Centre - car park (special rate)	1st Visit up to 2 hours free and \$4.35 per hour thereafter. *2 hours free parking is available once per day, maximum daily charge \$50.			MP
Rider Boulevard and Hospital Road - all days - (per hour)	\$4.14	\$0.41	\$4.55	FC
Everton Road - weekdays (per hour)	\$4.14	\$0.41	\$4.55	FC
Everton Road - weekends and public holidays (per hour)	\$2.09	\$0.21	\$2.30	FC

Tree management

Tree preservation

Tree Permit Application Appeal fee	\$295.00	\$0.00	\$295.00	FC
------------------------------------	----------	--------	----------	----

Residential and strata properties

Application for up to two (2) trees (per tree, dead or alive)	\$108.00	\$0.00	\$108.00	FC
Application for three (3) trees (dead or alive)	\$267.00	\$0.00	\$267.00	FC
Application for each tree in excess of three (3) per property (per tree, dead or alive)	\$32.00	\$0.00	\$32.00	FC

Eligible pensioner - residential non-strata only

Application for up to two (2) trees (per tree, dead or alive)	\$53.50	\$0.00	\$53.50	FC
Application for three (3) trees (dead or alive)	\$133.00	\$0.00	\$133.00	FC
Application for each tree in excess of three (3) per property (per tree, dead or alive)	\$16.30	\$0.00	\$16.30	FC

Commercial and other properties

Application for up to two (2) trees (per tree, dead or alive)	\$216.00	\$0.00	\$216.00	RR
Application for three (3) trees (dead or alive)	\$535.00	\$0.00	\$535.00	RR
Application for each tree in excess of three (3) per property (per tree, dead or alive)	\$63.50	\$0.00	\$63.50	RR

Re-inspection of tree re-planting

Application for up to two (2) trees (per tree, dead or alive)	\$108.00	\$0.00	\$108.00	FC
Application for three (3) trees (dead or alive)	\$267.00	\$0.00	\$267.00	FC
Application for each tree in excess of three (3) per property (per tree, dead or alive)	\$32.00	\$0.00	\$32.00	FC

Fee Description	Year 26/27			Pricing Code
	Fee excl.	GST	Fee incl.	

Waste Management Charges

An alternate fee structure for the Waste Service incorporating pricing for the current cost of diesel fuel has been included for public exhibition. The adjustment, due to the current diesel fuel crisis, results in an additional 7.7% in price. For example, the proposed Residential Waste Standard Service Charge of \$520.00 will increase by \$40.00 resulting in an annual fee of \$560.00. Should the diesel fuel crisis abate by June 2026, Council will adopt the charge of \$520.00.

An additional 7.7% increase will apply to all waste management charges should the diesel fuel crisis continue.

Residential Waste Charges

Residential waste service inclusions

- Waste
- Recycling
- Garden organics
- Bulk household
- Chemical Clean Out
- E-waste Drop Off event
- Community Recycling Centre
- Recycling stations
- Illegal dumping
- Community engagement and education
- Strategic planning and advocacy
- Future proofing
- Corporate overheads

Residential Waste Standard Service

A Waste Management Charge will be levied on all domestic residential properties, entitling each property to the standard residential service which includes the following:

Residential Standard: 1 x 120L Waste (weekly) + 1 x 240L Recycling (fortnightly) + 1 x 240L Garden Organics Bins (fortnightly) + Up to 4 Bulk Household Collections per annum	\$520.00	\$0.00	\$520.00	FC
---	----------	--------	----------	----

Residential Large Waste Service

Residents may apply to have their Residential Standard Waste Service replaced by a Residential Large Waste Service. This service includes the following:

Residential Large: 1 x 240L Waste (weekly) + 1 x 240L Recycling (fortnightly) + 1 x 240L Garden Organics Bins (fortnightly) + Up to 4 Bulk Household Collections per annum	\$846.00	\$0.00	\$846.00	FC
Residential Large (ECO option): 1 x 240L Waste (weekly) + 2 x 240L Recycling (fortnightly) + 1 x 240L Garden Organics Bins (fortnightly) + Up to 4 Bulk Household Collections per annum	\$901.00	\$0.00	\$901.00	FC

Residential Waste Additional Services

Upon application for additional services, an additional Waste Management Charge will be levied on a property for any additional bins. Each application for an additional service will be considered separately by Council's waste team and upon approval each property will be entitled to the additional services. The following additional services may be applied for:

Residential Extra Recycling - 1 x 240L (fortnightly)	\$64.00	\$0.00	\$64.00	FC
Residential Extra Garden Organics - 1 x 240L (fortnightly)	\$70.00	\$0.00	\$70.00	FC
Residential MUD Extra Recycling - 1 x 240L (weekly)	\$128.00	\$0.00	\$128.00	Z
Residential MUD Extra Recycling - 1 x 660L (weekly)	\$366.00	\$0.00	\$366.00	RR

continued on next page ...

Fees and Charges 2025-2026 City of Canada Bay | Page 79 of 84

Fee Description	Year 26/27			Pricing Code
	Fee excl.	GST	Fee incl.	

Residential Waste Additional Services [continued]

Residential MUD Extra Recycling - 1 x 1100L (weekly)	\$505.00	\$0.00	\$505.00	RR
Residential MUD additional 660L: 1 x 660L Waste (weekly) + 1 x 660L Recycling (weekly)	\$1,730.00	\$0.00	\$1,730.00	FC
Residential MUD additional 1100L: 1 x 1100L Waste (weekly) + 1 x 1100L Recycling (weekly)	\$2,701.00	\$0.00	\$2,701.00	FC

Boarding House Residential Waste Charge

Boarding House and Co-Living Residential Waste Charge - First 2 Residential Units/Rooms	\$520.00	\$0.00	\$520.00	FC
Boarding House and Co-Living Residential Waste Charge - For Each Additional Residential Unit/Room	\$226.00	\$0.00	\$226.00	FC

Residential Vacant lots

Residential properties where a dwelling has been demolished for the purpose of constructing a new dwelling may be eligible for a rebate of approx. 75% off the Domestic Waste Management Charge.

Upon application and approval this rebate will be applied for periods where the service will be removed by Council.

Waste Management Vacant Block	\$133.00	\$0.00	\$133.00	FC
-------------------------------	----------	--------	----------	----

Non-rateable properties

Upon application Council may provide non-rateable properties (including schools, churches, non-profit and/or community organisations) with a waste service at rates detailed in the table below.

Non-rateable Standard: 1 x 120L waste (weekly) 1 x 240L recycling (fortnightly) 1 x 240L garden organics (fortnightly)	\$641.00	\$0.00	\$641.00	RR
Non-rateable Large: 1 x 240L waste (weekly) 1 x 240L recycling (fortnightly) 1 x 240L garden organics (fortnightly)	\$1,179.50	\$0.00	\$1,179.50	RR
Non-rateable Large (ECO option): 1 x 240L waste (weekly) 2 x 240L recycling (fortnightly) 1 X 240L garden organics (fortnightly)	\$1,270.00	\$0.00	\$1,270.00	RR
Non-rateable 660L: 1 x 660L waste (weekly) 1 x 660L recycling (fortnightly) 1 x 240L garden organics (fortnightly)	\$1,882.00	\$0.00	\$1,882.00	RR
Non-rateable 1100L: 1 x 1100L waste (weekly) 1 x 1100L recycling (fortnightly) 1 x 240L garden organics (fortnightly)	\$2,966.50	\$0.00	\$2,966.50	RR
Non-rateable Extra Recycling - 1 x 240L (fortnightly)	\$176.00	\$0.00	\$176.00	RR
Non-rateable Extra Recycling - 1 x 660L (fortnightly)	\$493.00	\$0.00	\$493.00	RR
Non-rateable Extra Recycling - 1 x 1100L (fortnightly)	\$682.00	\$0.00	\$682.00	FC
Non-rateable Extra Garden Organics - 1 x 240L (fortnightly)	\$198.00	\$0.00	\$198.00	RR
Non-rateable Extra Waste - 1 x 240L (weekly)	\$1,160.00	\$0.00	\$1,160.00	RR

Commercial Waste Charges

Where an application is received and approved for a commercial service, a Waste Management Charge will be levied on the commercial (business) property rates to collect the applicable fee. The service for Commercial properties is optional and owners/occupiers may use Council's waste and recycling collection service or a private collection contractor. Council's service entitles each property to a weekly collection of waste and fortnightly collection of recyclables. These premises will be levied with one or more of the following charges depending upon the service/bin type(s) requested.

Fee Description	Year 26/27			Pricing Code
	Fee excl.	GST	Fee incl.	

Commercial Waste Standard Service

Commercial Standard: 1 x 120L Waste (weekly) + 1 x 240L Recycling (fortnightly)	\$641.00	\$0.00	\$641.00	RR
Commercial Large: 1 x 240L Waste (weekly) + 1 x 240L Recycling (fortnightly)	\$1,179.50	\$0.00	\$1,179.50	RR
Commercial Large (ECO option): 1 x 240L waste (weekly) 2 x 240L recycling (fortnightly)	\$1,270.00	\$0.00	\$1,270.00	RR
Commercial 660L: 1 x 660L waste (weekly) 1 x 660L recycling (fortnightly)	\$1,882.00	\$0.00	\$1,882.00	RR
Commercial 1100L: 1 x 1100L waste (weekly) 1 x 1100L recycling (fortnightly)	\$2,966.50	\$0.00	\$2,966.50	RR

Commercial Additional Services

Commercial Extra Recycling - 1 x 240L (fortnightly)	\$176.00	\$0.00	\$176.00	RR
Commercial Extra Recycling - 1 x 660L (fortnightly)	\$493.00	\$0.00	\$493.00	RR
Commercial Extra Recycling - 1 x 1100L (fortnightly)	\$682.00	\$0.00	\$682.00	FC
Commercial Garden Organics - 1 x 240L (fortnightly)	\$198.00	\$0.00	\$198.00	RR
Commercial Extra Waste - 1 x 240L (weekly)	\$1,160.00	\$0.00	\$1,160.00	RR
Commercial Extra Waste - 1 X 660L (weekly)	\$1,756.00	\$0.00	\$1,756.00	FC
Commercial Extra Waste - 1 X 1100L (weekly)	\$2,767.50	\$0.00	\$2,767.50	FC

Waste Services for Council Facilities, Parks & Special Events

1 x 240L Waste + 1 x 240L Recycling Bin per set Monday to Sunday	\$46.36	\$4.64	\$51.00	FC
Cost of replacement bin if damage occurs (each)	\$137.27	\$13.73	\$151.00	FC

Special circumstances

In instances where special assistance is required, often in the case of hardship, the elderly, or in cases of disability, Council may provide one or more of the following services free of charge for a specified period. Please refer to Fee Waiver Categories on page 6 of the Fees and Charges document.

Additional Collection of Current Bin(s); and/or

Additional Waste Bin

Additional Recycling Bin

Additional Garden Organics Bin

Medical Equipment Additional Waste Disposal Service – increase from Residential Standard to Residential Large	\$0.00	\$0.00	\$0.00	Z
---	--------	--------	--------	---

*Subject to the certification of the medical condition from a medical practitioner which demonstrates the need for an increase in household waste. Certification required to be provided every two years. Council template letter to be certified.

Fee Description	Year 26/27			Pricing Code
	Fee excl.	GST	Fee incl.	

Alternate Waste Management Charges with consideration of the current diesel fuel crisis

Residential Waste Charges

Residential Waste Standard Service

A Waste Management Charge will be levied on all domestic residential properties, entitling each property to the standard residential service which includes the following:

Residential Standard: 1 x 120L Waste (weekly) + 1 x 240L Recycling (fortnightly) + 1 x 240L Garden Organics Bins (fortnightly) + Up to 4 Bulk Household Collections per annum	\$560.00	\$0.00	\$560.00	FC
---	----------	--------	----------	----

Residential Large Waste Service

Residents may apply to have their Residential Standard Waste Service replaced by a Residential Large Waste Service. This service includes the following:

Residential Large: 1 x 240L Waste (weekly) + 1 x 240L Recycling (fortnightly) + 1 x 240L Garden Organics Bins (fortnightly) + Up to 4 Bulk Household Collections per annum	\$911.00	\$0.00	\$911.00	FC
Residential Large (ECO option): 1 x 240L Waste (weekly) + 2 x 240L Recycling (fortnightly) + 1 x 240L Garden Organics Bins (fortnightly) + Up to 4 Bulk Household Collections per annum	\$970.00	\$0.00	\$970.00	FC

Residential Waste Additional Services

Upon application for additional services, an additional Waste Management Charge will be levied on a property for any additional bins. Each application for an additional service will be considered separately by Council's waste team and upon approval each property will be entitled to the additional services. The following additional services may be applied for:

Residential Extra Recycling - 1 x 240L (fortnightly)	\$69.00	\$0.00	\$69.00	FC
Residential Extra Garden Organics - 1 x 240L (fortnightly)	\$75.00	\$0.00	\$75.00	FC
Residential MUD Extra Recycling - 1 x 240L (weekly)	\$138.00	\$0.00	\$138.00	Z
Residential MUD Extra Recycling - 1 x 660L (weekly)	\$394.00	\$0.00	\$394.00	RR

continued on next page ...

Fees and Charges 2025-2026 City of Canada Bay | Page 90 of 84

Fee Description	Year 26/27			Pricing Code
	Fee excl.	GST	Fee incl.	

Residential Waste Additional Services [continued]

Residential MUD Extra Recycling - 1 x 1100L (weekly)	\$544.00	\$0.00	\$544.00	RR
Residential MUD additional 660L: 1 x 660L Waste (weekly) + 1 x 660L Recycling (weekly)	\$1,863.00	\$0.00	\$1,863.00	FC
Residential MUD additional 1100L: 1 x 1100L Waste (weekly) + 1 x 1100L Recycling (weekly)	\$2,909.00	\$0.00	\$2,909.00	FC

Boarding House Residential Waste Charge

Boarding House and Co-Living Residential Waste Charge - First 2 Residential Units/Rooms	\$560.00	\$0.00	\$560.00	FC
Boarding House and Co-Living Residential Waste Charge - For Each Additional Residential Unit/Room	\$24300	\$0.00	\$243.00	FC

Residential Vacant lots

Residential properties where a dwelling has been demolished for the purpose of constructing a new dwelling may be eligible for a rebate of approx. 75% off the Domestic Waste Management Charge.

Upon application and approval this rebate will be applied for periods where the service will be removed by Council.

Waste Management Vacant Block	\$143.00	\$0.00	\$143.00	FC
-------------------------------	----------	--------	----------	----

Non-rateable properties

Upon application Council may provide non-rateable properties (including schools, churches, non-profit and/or community organisations) with a waste service at rates detailed in the table below.

Non-rateable Standard: 1 x 120L waste (weekly) 1 x 240L recycling (fortnightly) 1 x 240L garden organics (fortnightly)	\$690.00	\$0.00	\$690.00	RR
Non-rateable Large: 1 x 240L waste (weekly) 1 x 240L recycling (fortnightly) 1 x 240L garden organics (fortnightly)	\$1,270.00	\$0.00	\$1,270.00	RR
Non-rateable Large (ECO option): 1 x 240L waste (weekly) 2 x 240L recycling (fortnightly) 1 X 240L garden organics (fortnightly)	\$1,368.00	\$0.00	\$1,368.00	RR
Non-rateable 660L: 1 x 660L waste (weekly) 1 x 660L recycling (fortnightly) 1 x 240L garden organics (fortnightly)	\$2,027.00	\$0.00	\$2,027.00	RR
Non-rateable 1100L: 1 x 1100L waste (weekly) 1 x 1100L recycling (fortnightly) 1 x 240L garden organics (fortnightly)	\$3,195.00	\$0.00	\$3,195.00	RR
Non-rateable Extra Recycling - 1 x 240L (fortnightly)	\$190.00	\$0.00	\$190.00	RR
Non-rateable Extra Recycling - 1 x 660L (fortnightly)	\$531.00	\$0.00	\$531.00	RR
Non-rateable Extra Recycling - 1 x 1100L (fortnightly)	\$735.00	\$0.00	\$735.00	FC
Non-rateable Extra Garden Organics - 1 x 240L (fortnightly)	\$213.00	\$0.00	\$213.00	RR
Non-rateable Extra Waste - 1 x 240L (weekly)	\$1,249.00	\$0.00	\$1,249.00	RR

Commercial Waste Charges

Where an application is received and approved for a commercial service, a Waste Management Charge will be levied on the commercial (business) property rates to collect the applicable fee. The service for Commercial properties is optional and owners/occupiers may use Council's waste and recycling collection service or a private collection contractor. Council's service entitles each property to a weekly collection of waste and fortnightly collection of recyclables. These premises will be levied with one or more of the following charges depending upon the service/bin type(s) requested.

Fee Description	Year 26/27			Pricing Code
	Fee excl.	GST	Fee incl.	

Commercial Waste Standard Service

Commercial Standard: 1 x 120L Waste (weekly) + 1 x 240L Recycling (fortnightly)	\$690.00	\$0.00	\$690.00	RR
Commercial Large: 1 x 240L Waste (weekly) + 1 x 240L Recycling (fortnightly)	\$1,270.00	\$0.00	\$1,270.00	RR
Commercial Large (ECO option): 1 x 240L waste (weekly) 2 x 240L recycling (fortnightly)	\$1,368.00	\$0.00	\$1,368.00	RR
Commercial 660L: 1 x 660L waste (weekly) 1 x 660L recycling (fortnightly)	\$2,027.00	\$0.00	\$2,027.00	RR
Commercial 1100L: 1 x 1100L waste (weekly) 1 x 1100L recycling (fortnightly)	\$3,195.00	\$0.00	\$3,195.00	RR

Commercial Additional Services

Commercial Extra Recycling - 1 x 240L (fortnightly)	\$190.00	\$0.00	\$190.00	RR
Commercial Extra Recycling - 1 x 660L (fortnightly)	\$531.00	\$0.00	\$531.00	RR
Commercial Extra Recycling - 1 x 1100L (fortnightly)	\$735.00	\$0.00	\$735.00	FC
Commercial Garden Organics - 1 x 240L (fortnightly)	\$213.00	\$0.00	\$213.00	RR
Commercial Extra Waste - 1 x 240L (weekly)	\$1,249.00	\$0.00	\$1,160.00	\$1,249.00 RR
Commercial Extra Waste - 1 X 660L (weekly)	\$1,756.00	\$0.00	\$1,756.00	\$1,891.00 FC
Commercial Extra Waste - 1 X 1100L (weekly)	\$2,767.50	\$0.00	\$2,767.50	\$2,981.00 FC

Waste Services for Council Facilities, Parks & Special Events

1 x 240L Waste + 1 x 240L Recycling Bin per set Monday to Sunday	\$50.00	\$46.36	\$5.00	\$55.00	FC
Cost of replacement bin if damage occurs (each)	\$14.82	\$137.27	\$14.82	\$163.00	FC

Special circumstances

In instances where special assistance is required, often in the case of hardship, the elderly, or in cases of disability, Council may provide one or more of the following services free of charge for a specified period. Please refer to Fee Waiver Categories on page 6 of the Fees and Charges document.

Additional Collection of Current Bin(s); and/or

Additional Waste Bin

Additional Recycling Bin

Additional Garden Organics Bin

Medical Equipment Additional Waste Disposal Service – increase from Residential Standard to Residential Large	\$0.00	\$0.00	\$0.00	Z
---	--------	--------	--------	---

*Subject to the certification of the medical condition from a medical practitioner which demonstrates the need for an increase in household waste. Certification required to be provided every two years. Council template letter to be certified.